

Centennial Academy Academic Accountability Committee Report

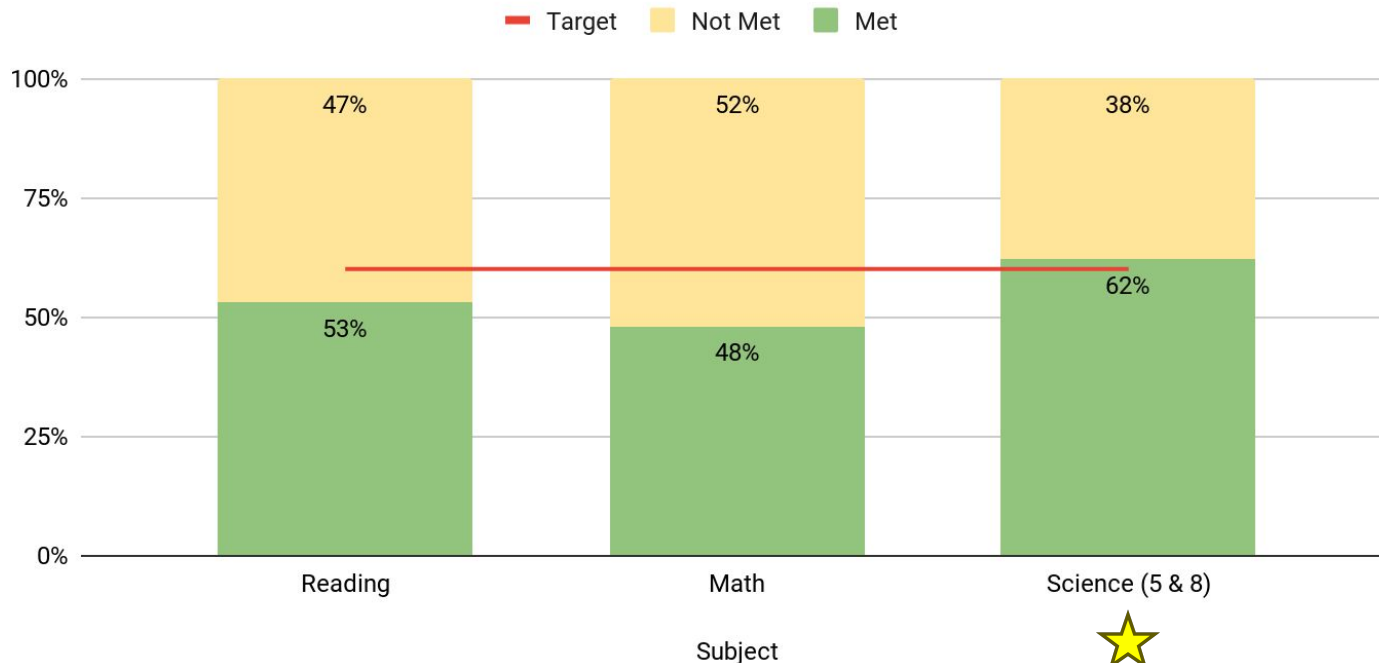
April 22, 2024



ACADEMICS - Growth

2023-2024 Goal: 60% Meeting Growth Target

3-8 Growth (EOY)



3-8:
Reading: 53%

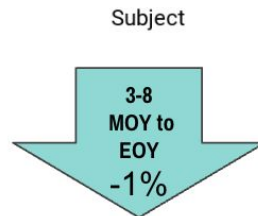

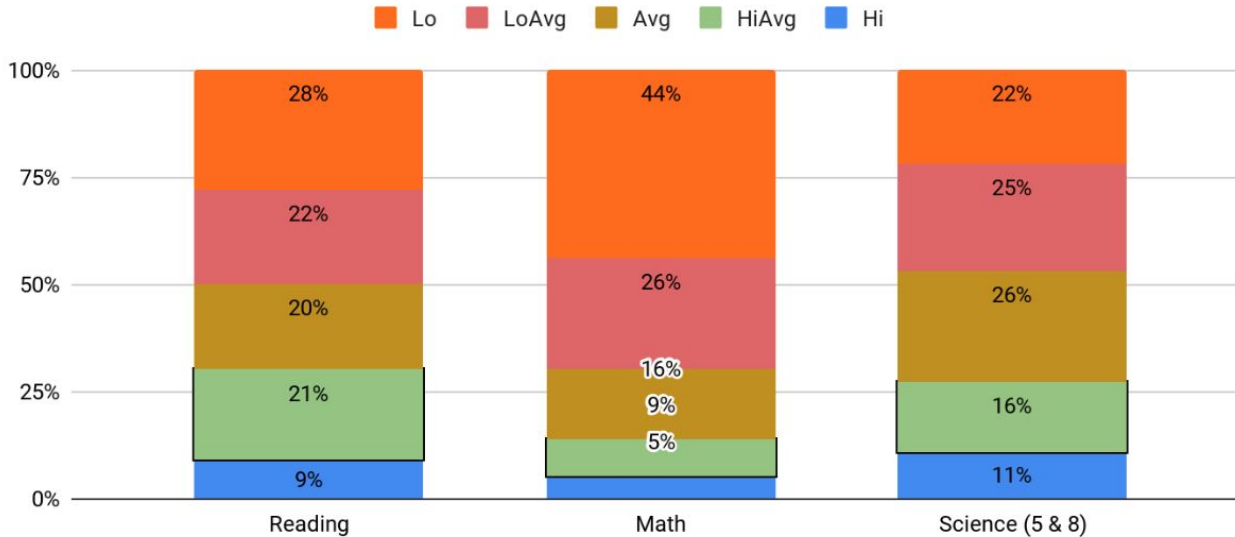
3-8:
Math: 48%

3-8:
Science: 62%

ACADEMICS - Proficiency

2023-2024 Goal: 7% point increase (30%, 26%, 20%)

3-8 Achievement (EOY)



3-8:
Reading: 30%

3-8:
Math: 14%

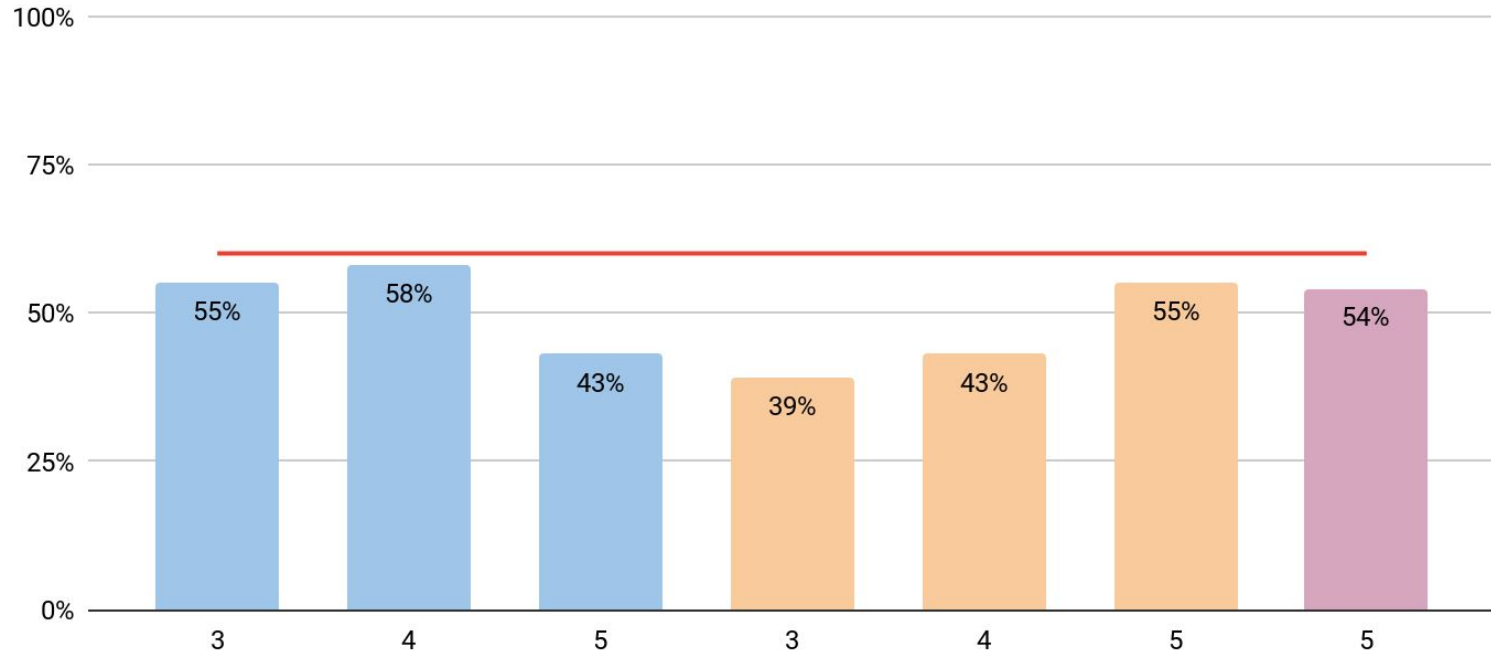
3-8:
Science: 27%

ACADEMICS - Growth (3-5)

2023-2024 Goal: 60% Meeting Growth Target

3-5 Growth (EOY)

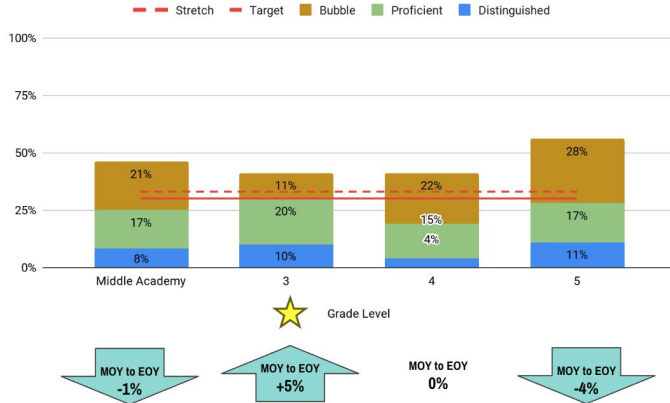
Reading = Blue | Math = Orange | Science = Purple



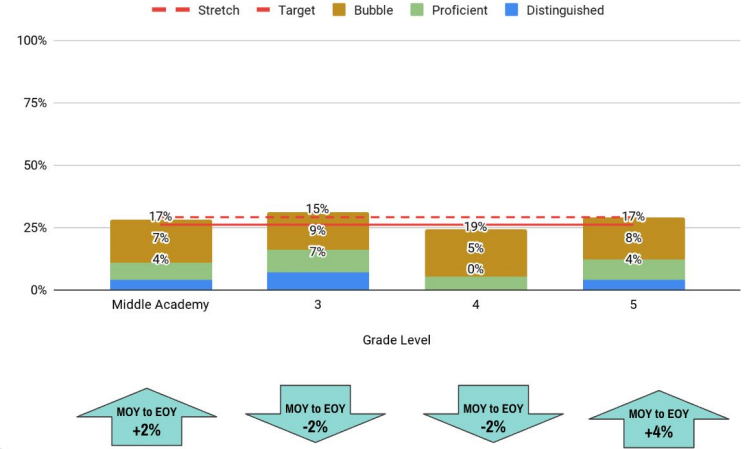
ACADEMICS - Proficiency (3-5)

2023-2024 Goal: 7% point increase (30%, 26%, 20%)

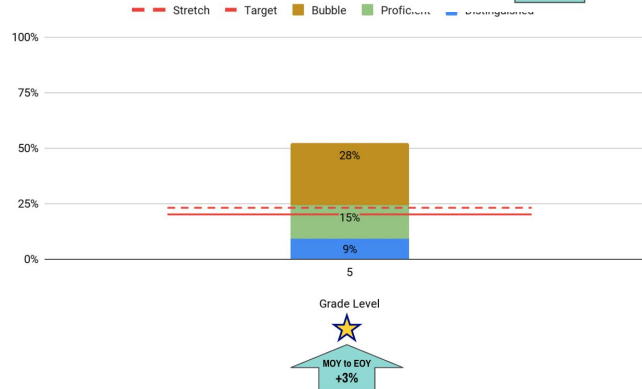
3-5 Reading (EOY)



3-5 Math (EOY)



Grade 5 Science (EOY)

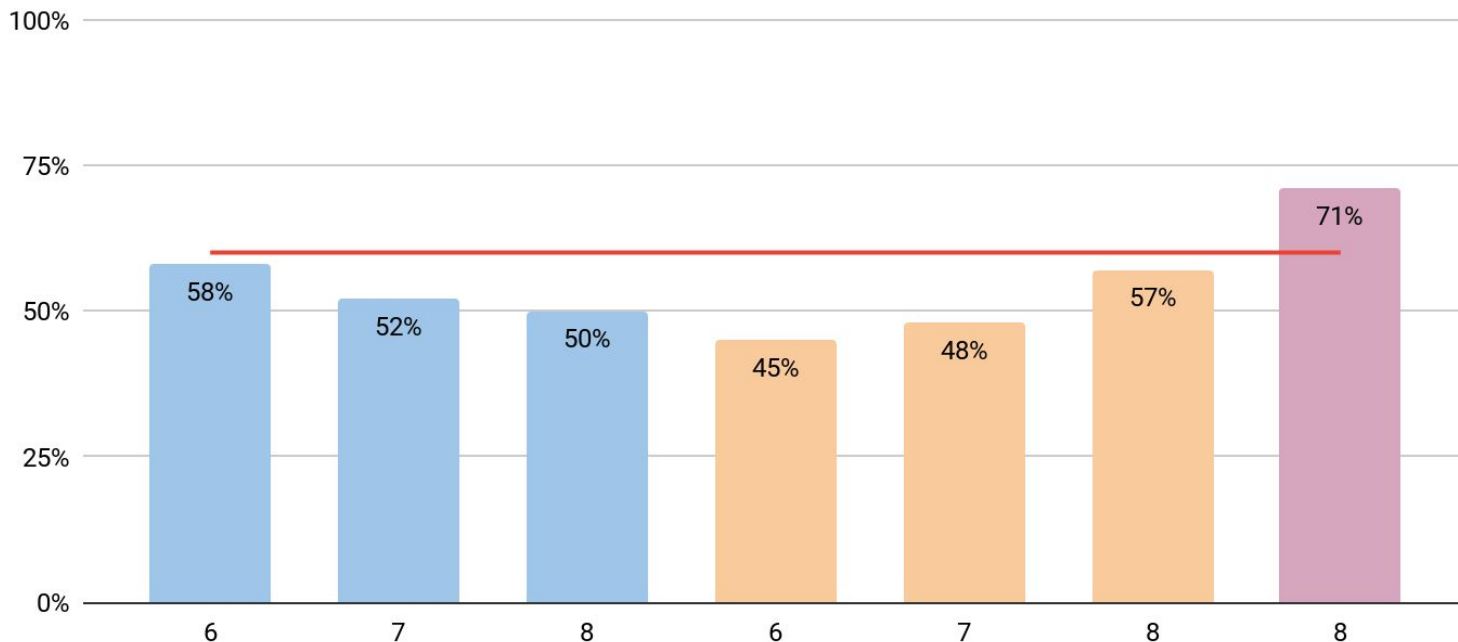


ACADEMICS - Growth (6-8)

2023-2024 Goal: 60% Meeting Growth Target

6-8 Growth (EOY)

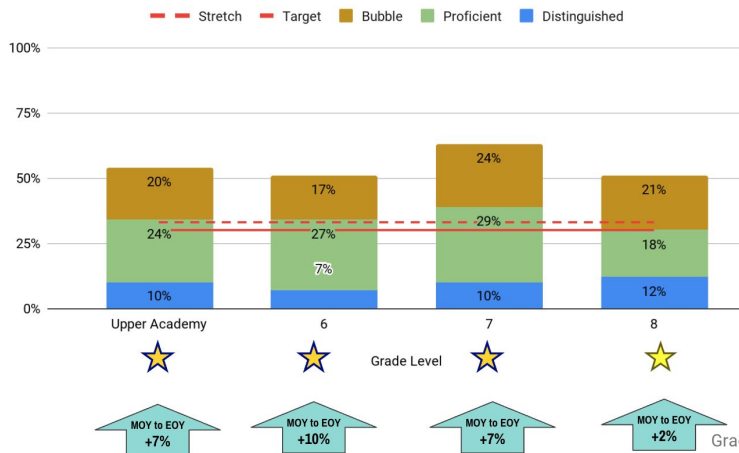
Reading = Blue | Math = Orange | Science = Purple



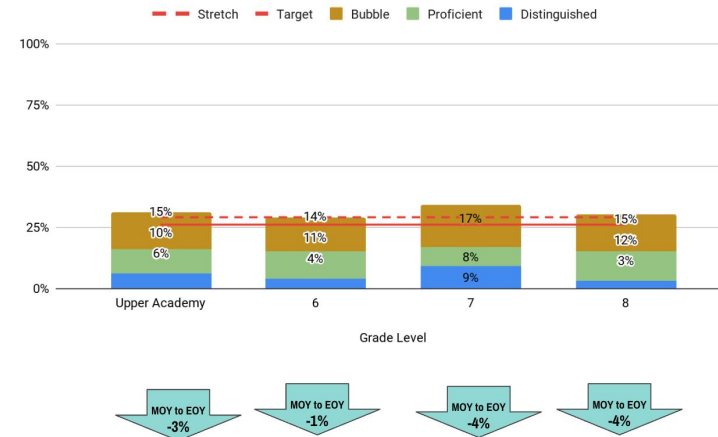
ACADEMICS - Proficiency (6-8)

2023-2024 Goal: 7% point increase (30%, 26%, 20%)

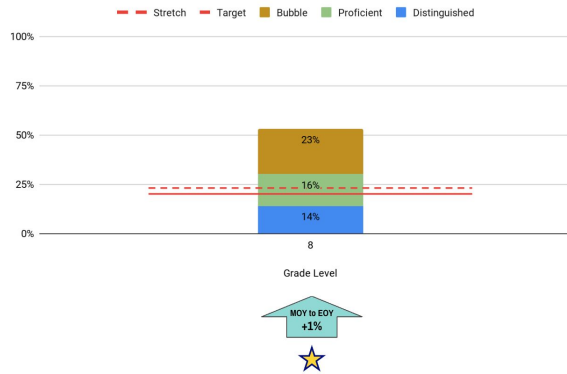
6-8 Reading (EOY)



6-8 Math (EOY)



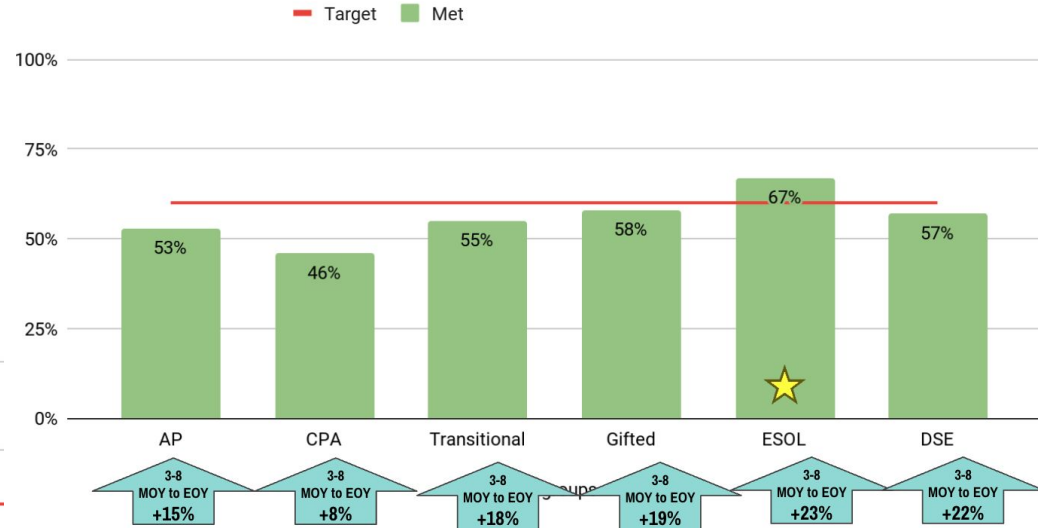
Grade 8 Science (EOY)



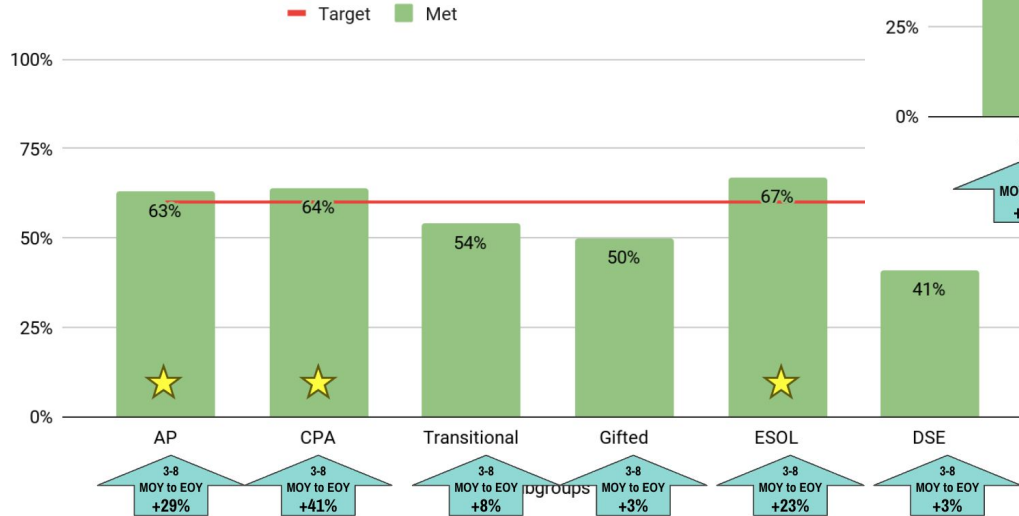
ACADEMICS - Growth (Subgroups)

2023-2024 Goal: 60% Meeting Growth Target

Subgroups Math (EOY)



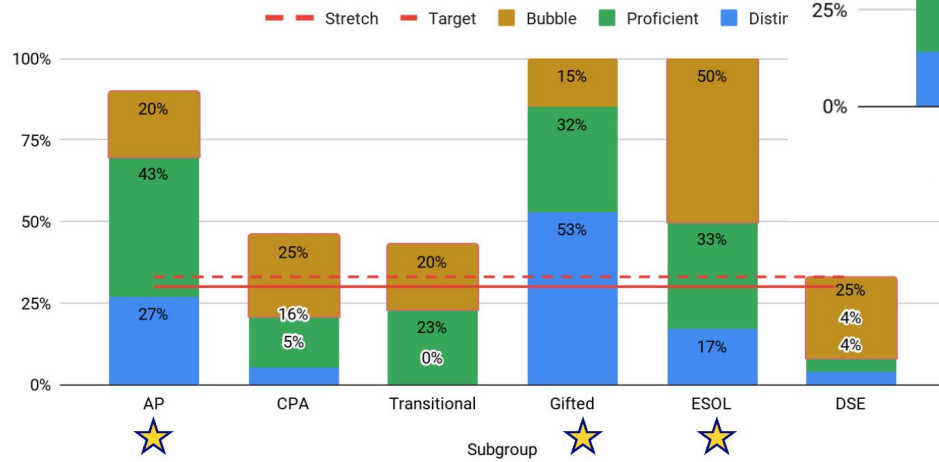
Subgroups Reading (EOY)



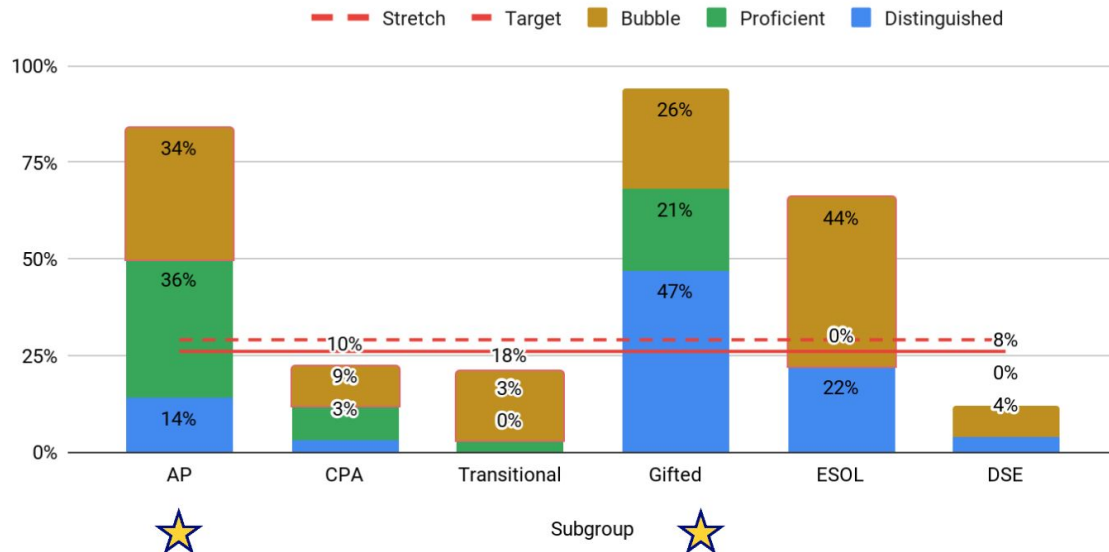
ACADEMICS - Proficiency (Subgroups)

2023-2024 Goal: 7% point increase (30% & 26%)

Subgroups Reading (EOY)



Subgroups Math (EOY)



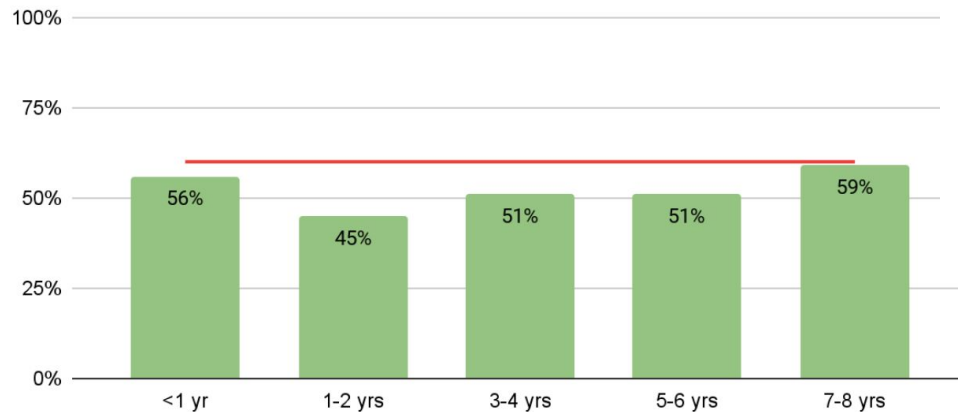
ACADEMICS - Growth (Subgroups)

2023-2024 Goal: 60% Meeting Growth Target

Reading

Matriculation (EOY)

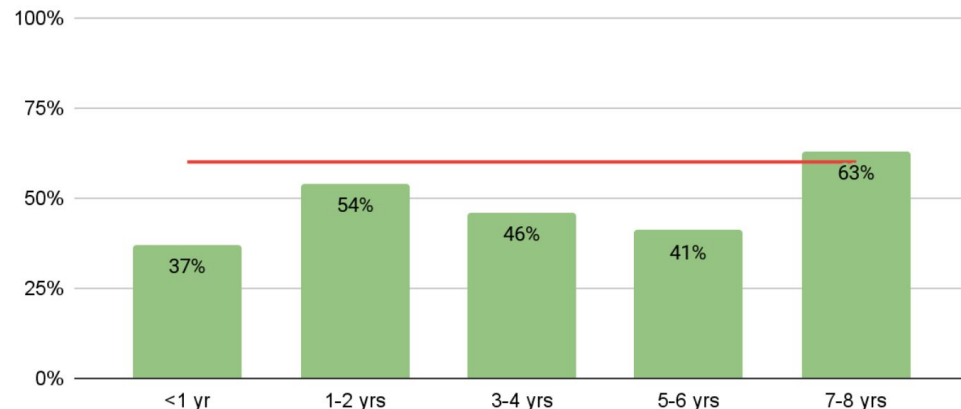
Met Target



Years at Centennial

Matriculation (EOY)

Met Target



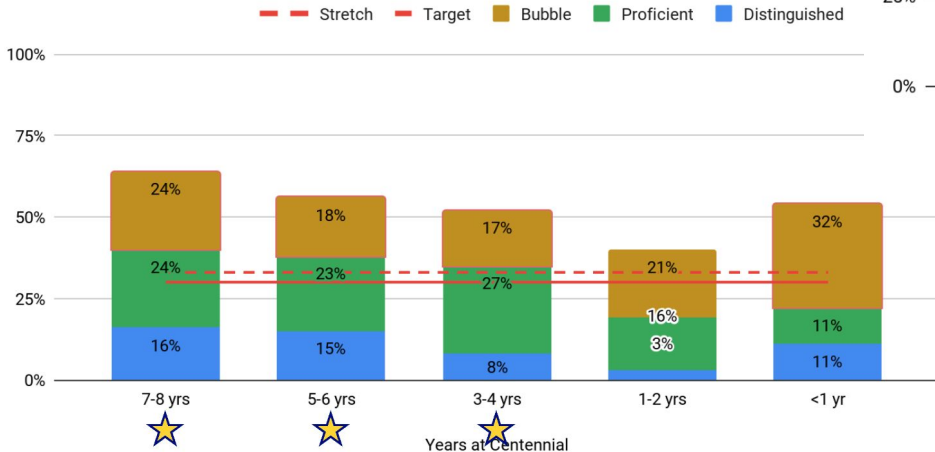
Years at Centennial

Math

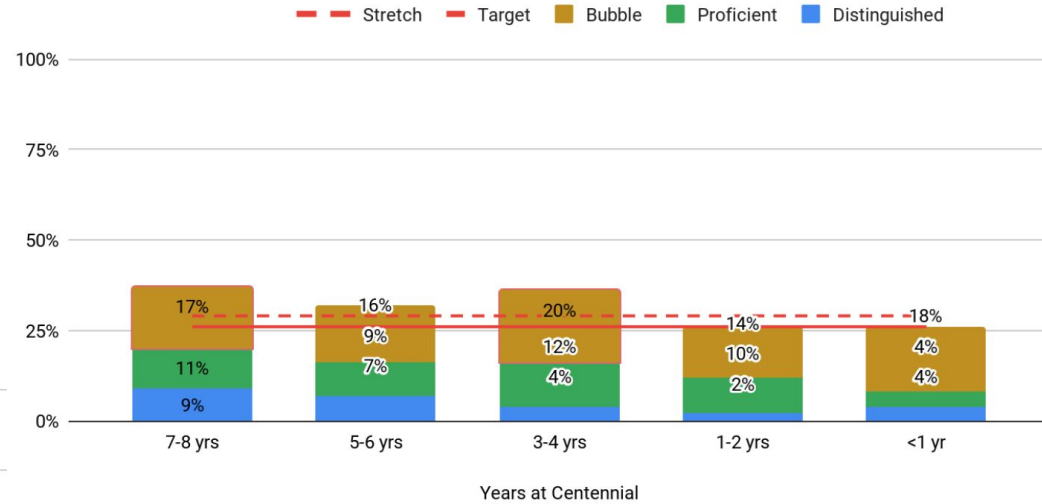
ACADEMICS - Proficiency (Subgroups)

2023-2024 Goal: 7% point increase (30% & 26%)

Matriculation Reading (EOY)



Matriculation Math (EOY)



ATTENDANCE

2023-2024 Goal: 83% scholars attend 90% enrolled days

Centennial Academy Current Status:	74% of Centennial Academy scholars attended 90% of enrolled days (189 out of 720 scholars missed 15 or more days of school) <i>CCRPI Attendance Calculation: 68.6%</i> <i>(excludes scholars w/ less than 30 days enrollment)</i>
CPA Current Status:	81% of CPA scholars attended 90% of enrolled days (37 out of 192 CPA scholars missed 15 or more days of school)
Transitional Current Status:	67% of transitional scholars attended 90% of enrolled days (31 out of 94 transitional scholars missed 15 or more days of school)

Aug	Sep	Oct	Nov	Dec	Jan	Feb	Mar	Apr	May
71%	73%	75%		76%	73%	70%	74%		

ATTENDANCE - Strategies to Improve

2023-2024 Goal: 83% scholars attend 90% enrolled days

Centennial Academy Attendance Initiative	<ul style="list-style-type: none">● Engage Students and Parents by conducting weekly phone calls, emails, and conferences. We have observed a 21% increase in scholar attendance.● Offer personalized early outreach, including attendance letters. We have observed a 6% percentage increase in scholar attendance.● Develop a programmatic response to address barriers such as transportation issues by providing MARTA cards and Uber assistance.● Address sickness concerns by communicating about sanitized classrooms before flu season begins. <p><i>*Parents feel we are paying attention to them and their scholars' needs</i></p>
CPA Attendance Initiative	<ul style="list-style-type: none">● Notify Community Engagement Coordinator for Schoolwide Attendance Initiatives● Notify families through social media and google classrooms● Now offering tutoring, they will use scholar data to focus their efforts
Transitional Attendance Initiative	<ul style="list-style-type: none">● Approximately 85% of scholars have relocated and are currently experiencing homelessness either due to the expiration of their allotted time or by their own choice to depart.● Providing bus pass, gas cards, and hotel assistance● Identifying zone schools provides challenges due to instability

DISCIPLINE - # Major Consequences

2023-2024 Goal: 20% Decrease (466 referrals)

Grade Level	March	YTD	Repeat Scholars	Trends
K	2	13	0	Hitting
1st	3	28	0	Insubordination
2nd	10	39	0	Insubordination, defiance, threat
3rd	2	28	1	Defiance, fighting
4th	10	62	3	Fighting, persistent defiance
5th	0	26	0	N/A
6th	1	25	0	N/A
7th	9	38	0	Uniform, class disruption
8th	21	48	3	Academic dishonesty, skipping class
Total	58	307		

Aug	Sep	Oct	Nov/Dec	Jan	Feb	Mar	Apr	May
44	35	23	76	25	50	58		

LEADERSHIP

2023-2024 Goal: 100% scholars serving as leaders

Grade Level	# Scholars	% Scholars
Kindergarten	69/69	100%
1st Grade	82/82	100%
2nd Grade	92/95	97%
3rd Grade	73/78	94%
4th Grade	78/78	100%
5th Grade	85/85	100%
6th Grade	79/80	99%
7th Grade	75/75	100%
8th Grade	77/77	100%
Total	710/719	99%

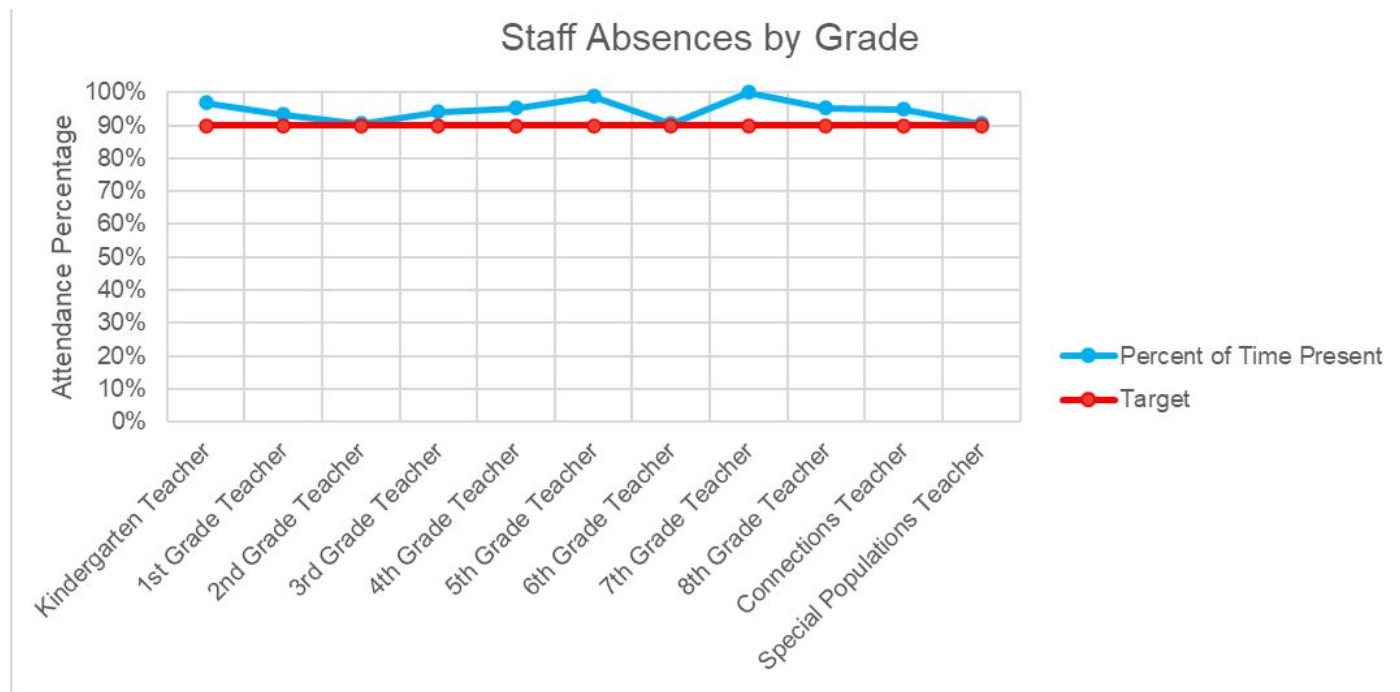
Leadership Opportunities

Sports, New Student Helper,
Squads, Clubs, Class/School Job,
Representative, School Presenter,
School Play

Aug	Sep	Oct	Nov	Dec	Jan	Feb	Mar	Apr	May
65%	79%	82%		97%	95%	97%	99%		

STAFF - Attendance

2023-2024 Goal: 90% Present



Aug	Sep	Oct	Nov	Dec	Jan	Feb	Mar	Apr	May
95%	94%	94%		95%	97%	97%	95%		

PARENTS

2023-2024 Goal: 95% Parent-Teacher Conference Participation

Parent Event Attendance	
HERO Breakfast	24
GMAS Parent Night	75
4th Grade Parent Meeting	47

YTD Actual Conferences
77% Participation

Parent-Teacher Conferences	
10/20	396
1/12	494
3/12	236

Aug	Sep	Oct	Nov	Dec	Jan	Feb	Mar	Apr	May
		55%		55%	69%	69%	77%		