

Centennial Academy Academic Accountability Committee Report

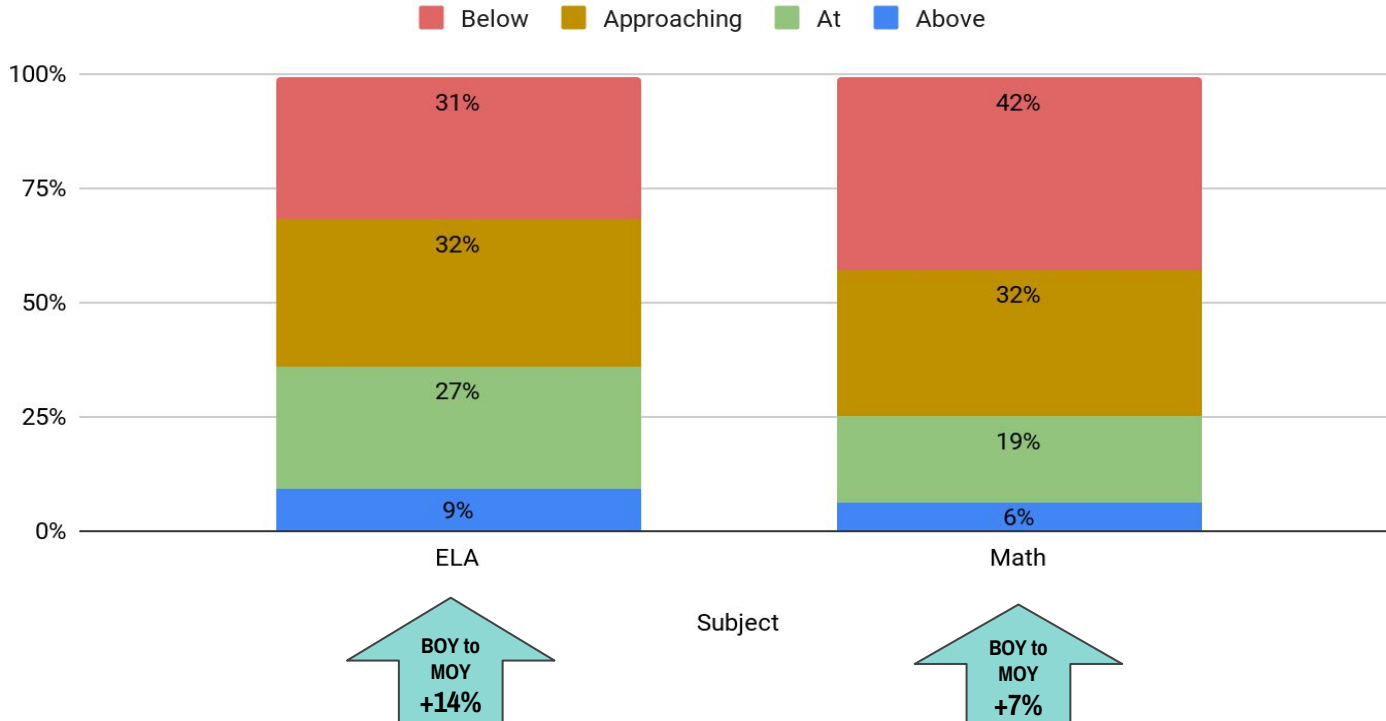
February 26, 2024



ACADEMICS - Proficiency

2023-2024 Goal: 7% point increase (30%, 26%)

K-8 Achievement (GSE)



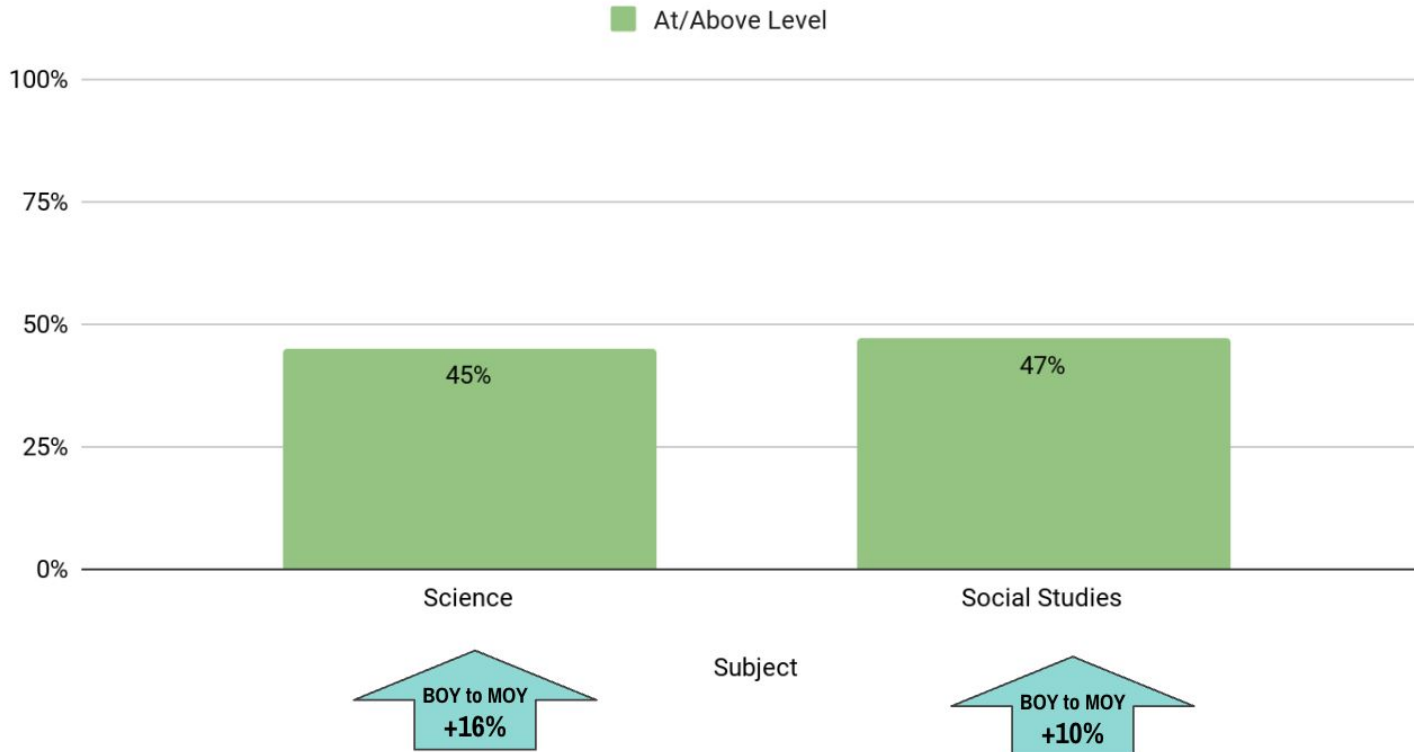
Schoolwide:
ELA: 36%

Schoolwide:
Math: 25%

ACADEMICS - Proficiency

2023-2024 Goal: 7% point increase (20%, 17%)

K-8 Science / Social Studies Unit Mastery



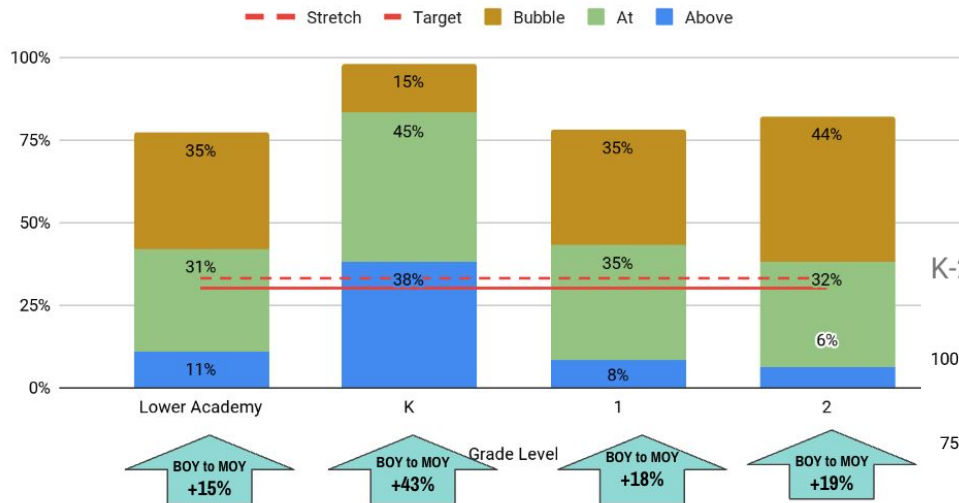
Schoolwide:
Science: 45%

Schoolwide:
Soc. St.: 47%

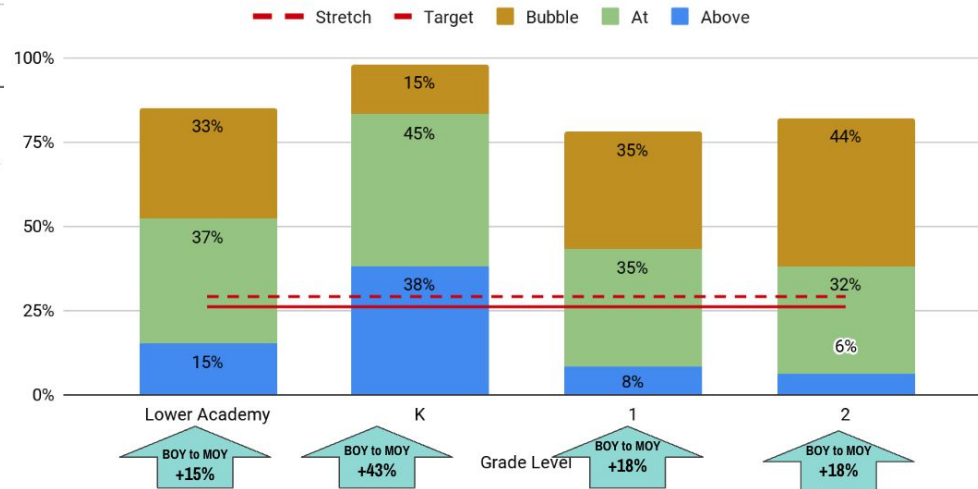
ACADEMICS - Proficiency (K-2)

2023-2024 Goal: 7% point increase (30%, 26%)

K-2 ELA



K-2 MATH



ACADEMICS - Proficiency (K-2)

2023-2024 Goal: 7% point increase (20%, 17%)

K-2 Science



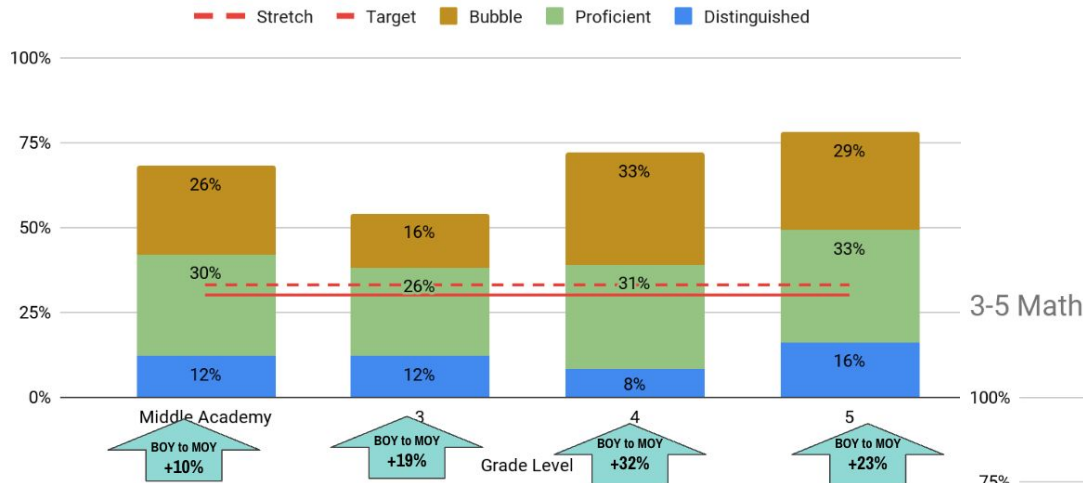
K-2 Social Studies



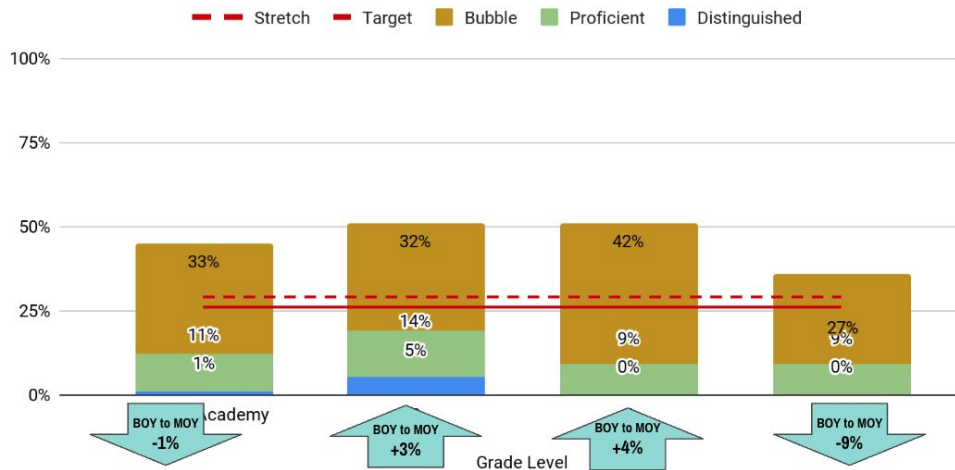
ACADEMICS - Proficiency (3-5)

2023-2024 Goal: 7% point increase (30%, 26%)

3-5 ELA



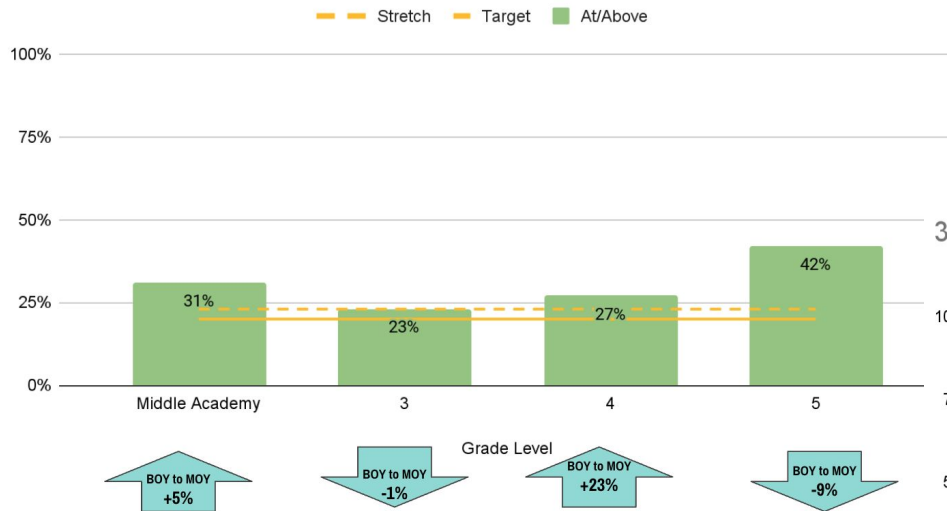
3-5 Math



ACADEMICS - Proficiency (3-5)

2023-2024 Goal: 7% point increase (20%, 17%)

3-5 Science



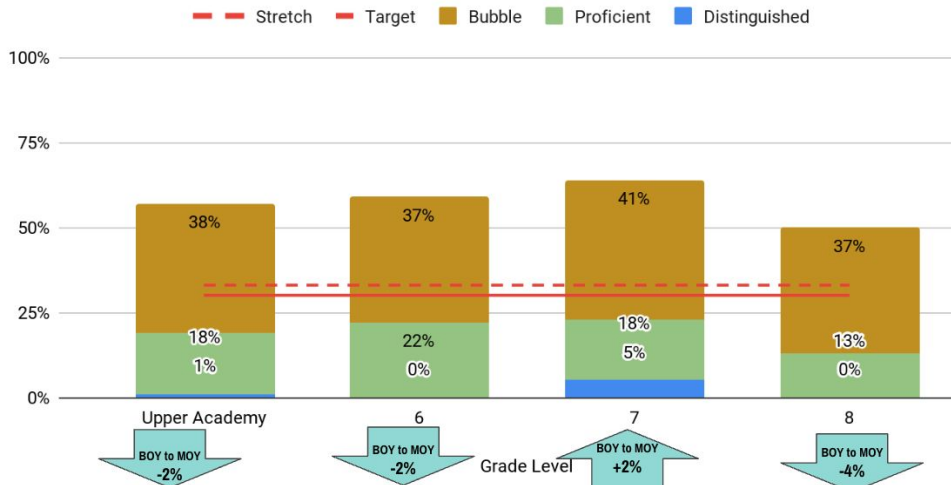
3-5 Social Studies



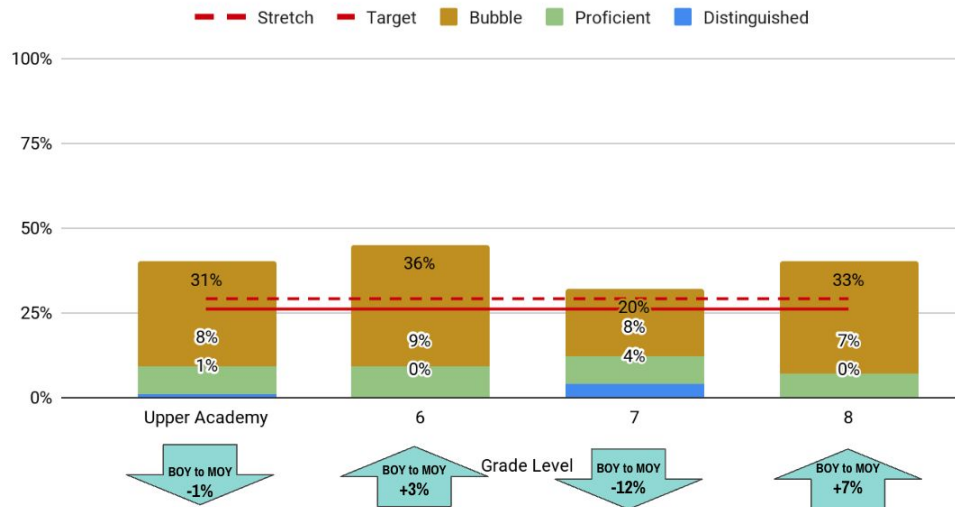
ACADEMICS - Proficiency (6-8)

2023-2024 Goal: 7% point increase (30%, 26%)

6-8 ELA



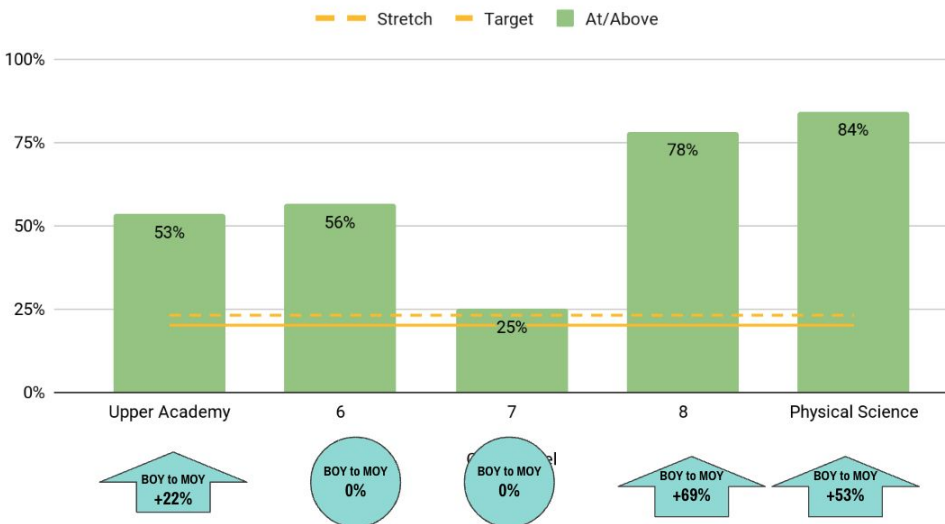
6-8 Math



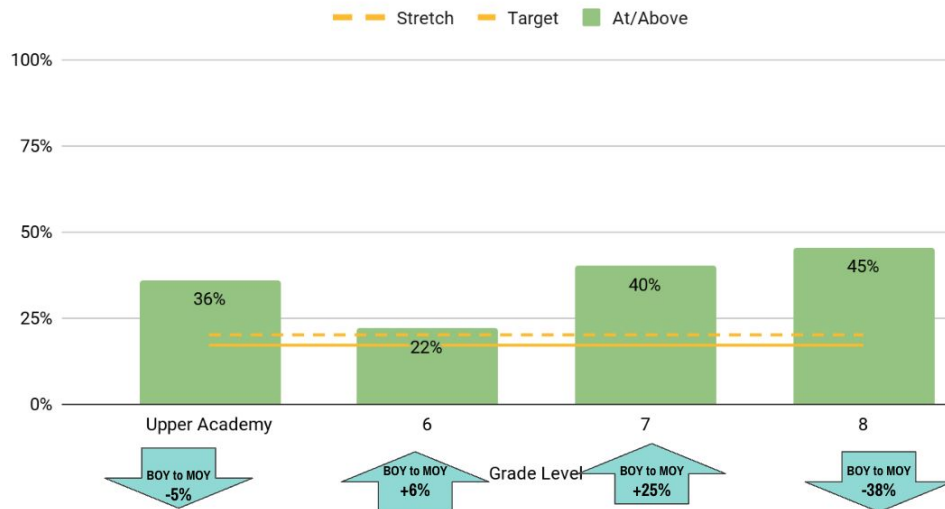
ACADEMICS - Proficiency (6-8)

2023-2024 Goal: 7% point increase (20%, 17%)

6-8 Science



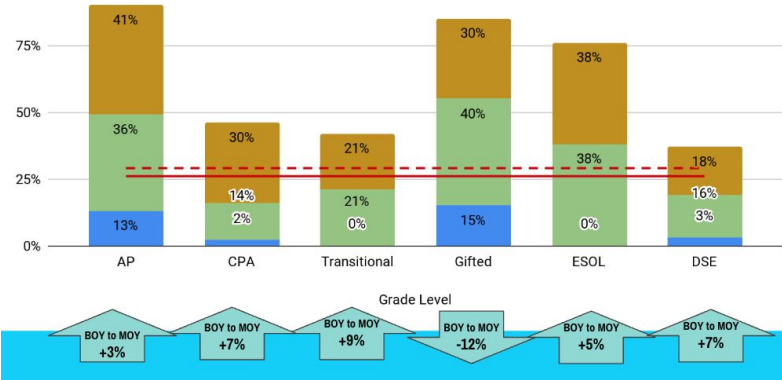
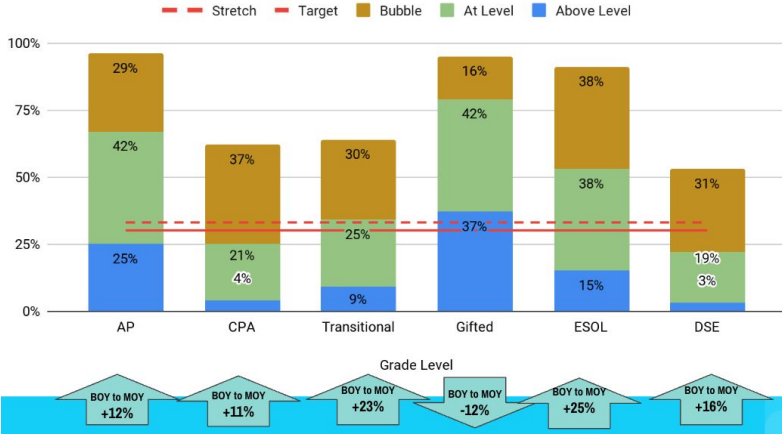
6-8 Social Studies



ACADEMICS - Proficiency (Subgroups)

2023-2024 Goal: 7% point increase (30% & 26%)

Subgroups ELA



Accelerated

ELA 99/148

Math 75/153

Gifted

ELA 15/19

Math 11/20

CPA

ELA 42/166

Math 25/158

ESOL

ELA 7/13

Math 5/13

Transitional

ELA 19/56

Math 11/53

DSE

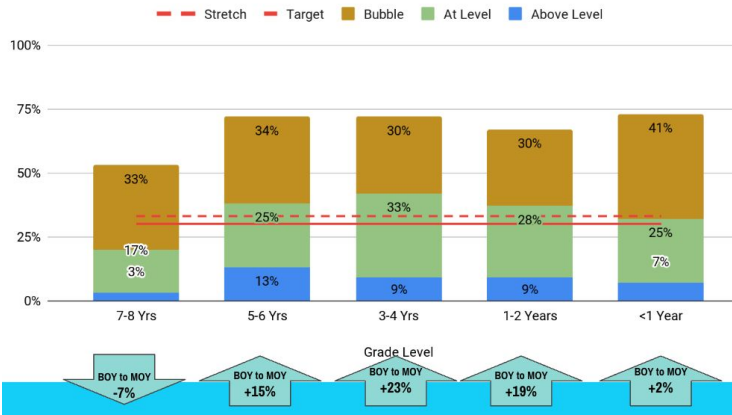
ELA 7/32

Math 7/38

ACADEMICS - Proficiency (Subgroups)

2023-2024 Goal: 7% point increase (30% & 26%)

Matriculation ELA

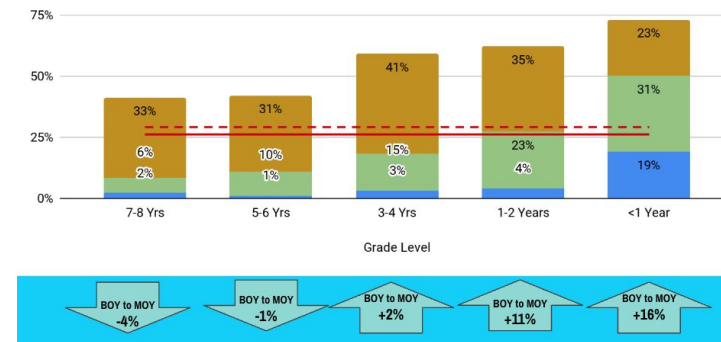


7-8 Years
ELA 7/36
Math 4/48

5-6 Years
ELA 27/71
Math 9/77

3-4 Years
ELA 38/91
Math 14/78

1-2 Years
ELA 83/223
Math 59/221



> 1 Year
ELA 40/124
Math 62/124

ACADEMICS - STEAM Progress

2022-2023 Goal: Tracking Only






[STEAM\(Y\) Friday Reel](#) (1:08)







ACADEMICS - STEAM Progress

2022-2023 Goal: Tracking Only




	1.1 SCHOOL VISION + CULTURE	LAUNCHING	ADVANCING	EXECUTING	EXCELLING
	1.2 NON-TRADITIONAL CAREER EXPOSURE	LAUNCHING	ADVANCING	EXECUTING	EXCELLING
	1.3 CHARACTERISTICS OF CURRICULUM	LAUNCHING	ADVANCING	EXECUTING	EXCELLING



	2.1 INSTRUCTIONAL Rigor, RELEVANCE, AND INSTRUCTIONAL QUALITY	LAUNCHING	ADVANCING	EXECUTING	EXCELLING
	2.2 STEAM CURRICULUM PROJECT-BASED LEARNING	LAUNCHING	ADVANCING	EXECUTING	EXCELLING
	2.3 STEAM DAY-TO-DAY INTERDISCIPLINARY INSTRUCTION	LAUNCHING	ADVANCING	EXECUTING	EXCELLING
	2.4 PROBLEM SOLVING PRACTICES FOR DEVELOPING SOLUTIONS	LAUNCHING	ADVANCING	EXECUTING	EXCELLING
	2.5 TECHNOLOGY INTEGRATION	LAUNCHING	ADVANCING	EXECUTING	EXCELLING

	2.6 INVESTIGATIVE RESEARCH	LAUNCHING	ADVANCING	EXECUTING	EXCELLING
	2.7 STEAM JOURNALS	LAUNCHING	ADVANCING	EXECUTING	EXCELLING

	3.1 PROFESSIONAL LEARNING: CONTENT KNOWLEDGE	LAUNCHING	ADVANCING	EXECUTING	EXCELLING
	3.2 PROFESSIONAL LEARNING: CONTENT KNOWLEDGE	LAUNCHING	ADVANCING	EXECUTING	EXCELLING

	3.3 TEACHER COLLABORATION	LAUNCHING	ADVANCING	EXECUTING	EXCELLING
---	---------------------------------	-----------	-----------	-----------	-----------

	4.1 BUSINESS COMMUNITY, AND POST-SECONDARY PARTNERSHIPS	LAUNCHING	ADVANCING	EXECUTING	EXCELLING
	4.2 CAREER ACCESS AND EXPLORATION	LAUNCHING	ADVANCING	EXECUTING	EXCELLING
	4.3 STEAM COMPETITIONS, EXHIBITS, AND/OR CLUBS	LAUNCHING	ADVANCING	EXECUTING	EXCELLING

	5.1 ACCOUNTABILITY/ SUSTAINABILITY	LAUNCHING	ADVANCING	EXECUTING	EXCELLING
	5.2 SCHOOL LEADERSHIP	LAUNCHING	ADVANCING	EXECUTING	EXCELLING

	5.3 STEAM ADVISORY COUNCIL	LAUNCHING	ADVANCING	EXECUTING	EXCELLING
--	----------------------------------	-----------	-----------	-----------	-----------

ATTENDANCE

2023-2024 Goal: 83% scholars attend 90% enrolled days

Centennial Academy Current Status:	73% of Centennial Academy scholars attended 90% of enrolled days (196 out of 735 scholars missed 11 or more days of school) <i>CCRPI Attendance Calculation: 72%</i> <i>(excludes scholars w/ less than 30 days enrollment)</i>
CPA Current Status:	79% of CPA scholars attended 90% of enrolled days (42 out of 194 CPA scholars missed 11 or more days of school)
Transitional Current Status:	76% of transitional scholars attended 90% of enrolled days (22 out of 91 transitional scholars missed 11 or more days of school)

Aug	Sep	Oct	Nov	Dec	Jan	Feb	Mar	Apr	May
71%	73%	75%		76%	73%				

ATTENDANCE - Strategies to Improve

2023-2024 Goal: 83% scholars attend 90% enrolled days

Centennial Academy Attendance Initiative	Address Scholar Performance Concerns <ul style="list-style-type: none">• Boost parent communication on academic progress to enhance attendance and success. Strategic Planning for Historically Low Months <ul style="list-style-type: none">• Target engagement activities in low-attendance months based on enhanced data utilization and communication.
CPA Attendance Initiative	<ul style="list-style-type: none">• Notify Community Engagement Coordinator for Schoolwide Attendance Initiatives• Notify families through social media and google classrooms• Now offering tutoring, they will use scholar data to focus their efforts
Transitional Attendance Initiative	<ul style="list-style-type: none">• Notify Administration of Schoolwide Attendance Initiatives• Print fliers to hang in transitional housing• Social Media• Google Classroom

DISCIPLINE - # Major Consequences

2023-2024 Goal: 20% Decrease (466 referrals)

Grade Level	Jan	YTD	Repeat Scholars	Trends
K	0	9	0	N/A
1st	4	22	2	Disrespect, non-compliance
2nd	3	26	0	Fighting, property respect, attendance
3rd	5	23	0	Fighting, language
4th	1	38	0	Fighting
5th	4	21	0	Fighting
6th	2	16	0	Interpersonal boundary concerns
7th	5	21	0	Conflict, health & safety, respect
8th	1	25	0	Attendance
Total	25	201		

Aug	Sep	Oct	Nov/Dec	Jan	Feb	Mar	Apr	May
44	35	23	76	25				

LEADERSHIP

2023-2024 Goal: 100% scholars serving as leaders

Grade Level	# Scholars	% Scholars
Kindergarten	66/70	94%
1st Grade	80/81	99%
2nd Grade	89/98	91%
3rd Grade	78/80	98%
4th Grade	83/85	98%
5th Grade	81/87	93%
6th Grade	74/81	91%
7th Grade	70/76	92%
8th Grade	73/74	99%
Total	694/732	95%

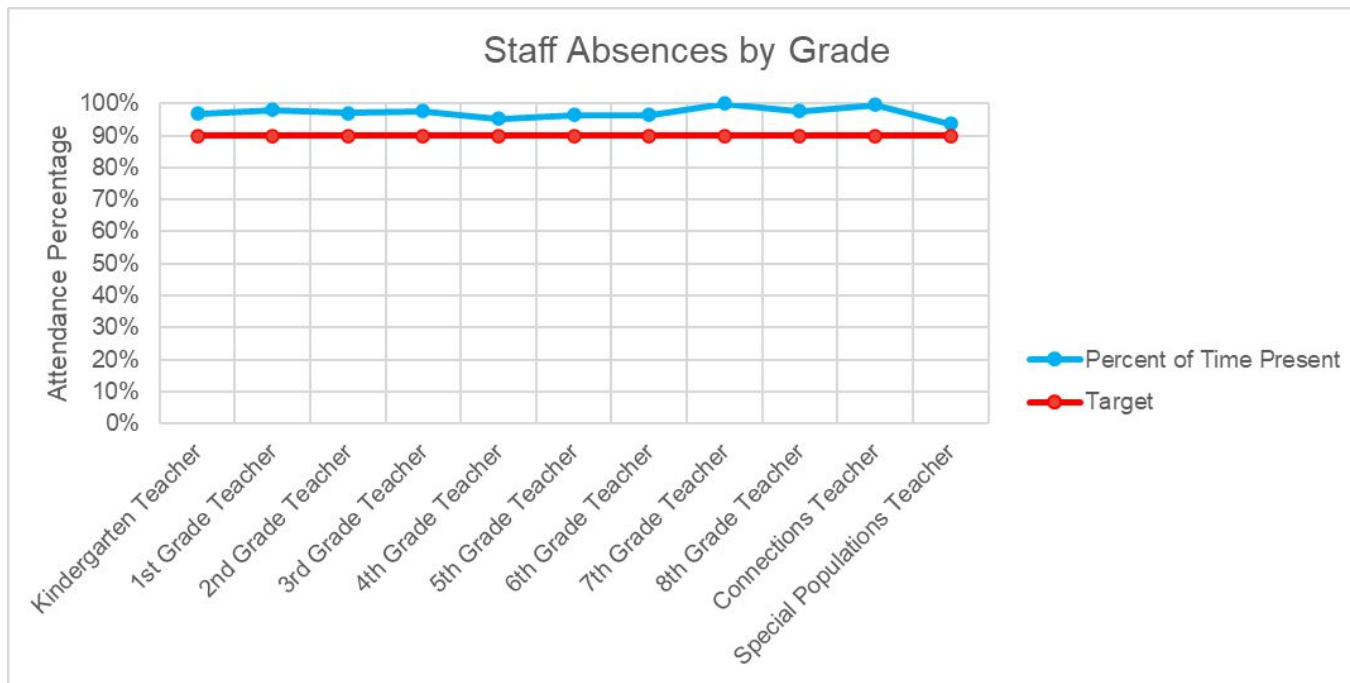
Leadership Opportunities

Sports, New Student Helper,
Squads, Clubs, Class/School Job,
Representative, School Presenter,
School Play

Aug	Sep	Oct	Nov	Dec	Jan	Feb	Mar	Apr	May
65%	79%	82%		97%	95%				

STAFF - Attendance

2023-2024 Goal: 90% Present



Aug	Sep	Oct	Nov	Dec	Jan	Feb	Mar	Apr	May
95%	94%	94%		95%	97%				

TEACHERS - Certifications

2023-2024 Goal: Tracking only

Staff Certification and Updates

- **70% Certified**
- **30% Not Certified**
- **3 enrolled in a program**

Aug	Jan	May
88%	70%	

TEACHERS - Performance

2023-2024 Goal: Tracking only

TKES Formative Review Status (as of Jan 2024)	
Level IV, Exemplary	9%
Level III, Proficient	53%
Level II, Needs Development	25%
Level I, Ineffective	13%

PARENTS

2023-2024 Goal: 95% Parent-Teacher Conference Participation

Parent Event Attendance		
Awards Day	1/24	459
Parent University	2/6	10
Parent Wellness Night	2/13	5

YTD Actual Conferences
45% Participation

Parent-Teacher Conferences	
10/20	396
1/12	328

Aug	Sep	Oct	Nov	Dec	Jan	Feb	Mar	Apr	May
		55%		55%	45%				