Centennial Academy Academic Accountability Committee Report

September 25, 2023

Centennial
Academy

ACADEMICS - MAP Proficiency (Reading)

2023-2024 Goal: 7% point increase (30%)

Centennial Academy

Schoolwide:

32%

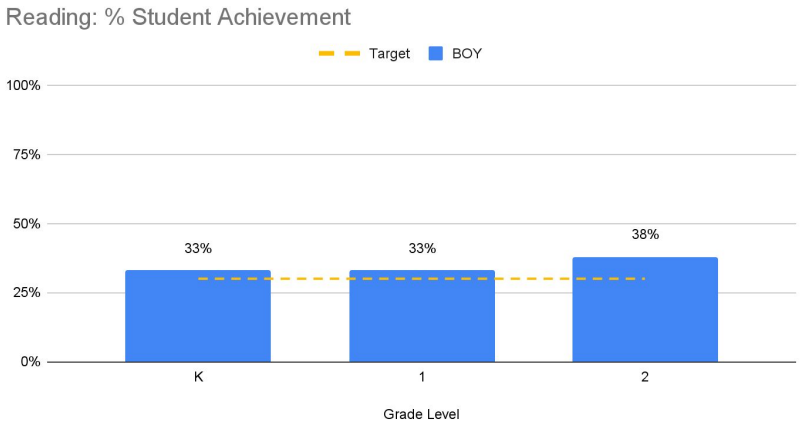

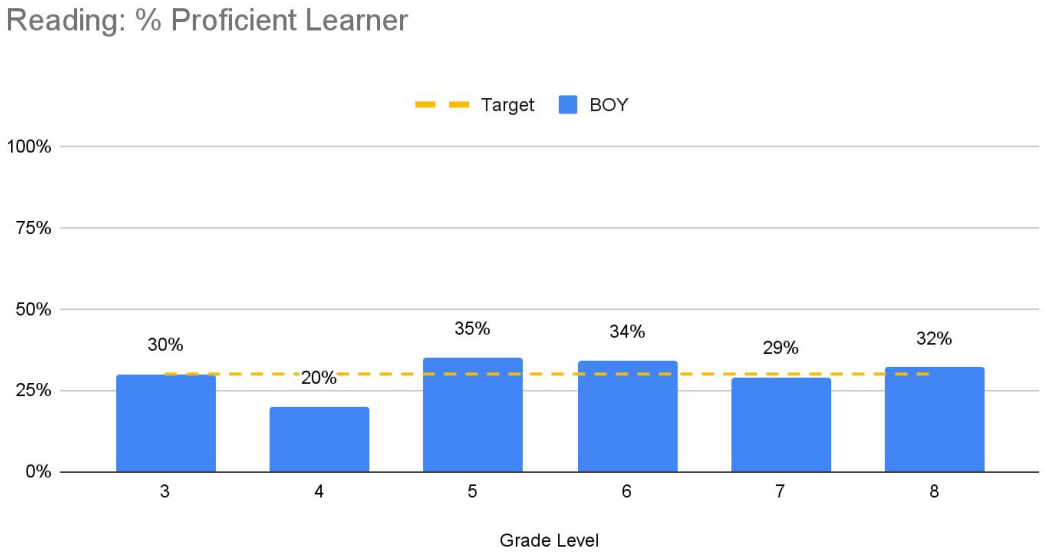

ACADEMICS - MAP Proficiency (Math)

2023-2024 Goal: 7% point increase (26%)

Centennial Academy

Schoolwide:

24%

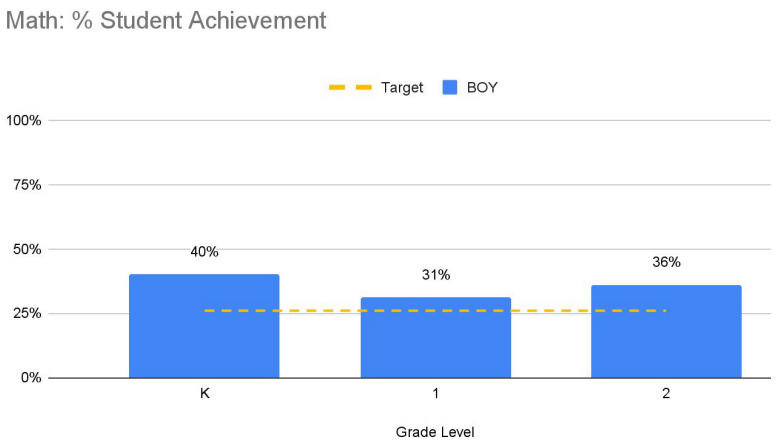

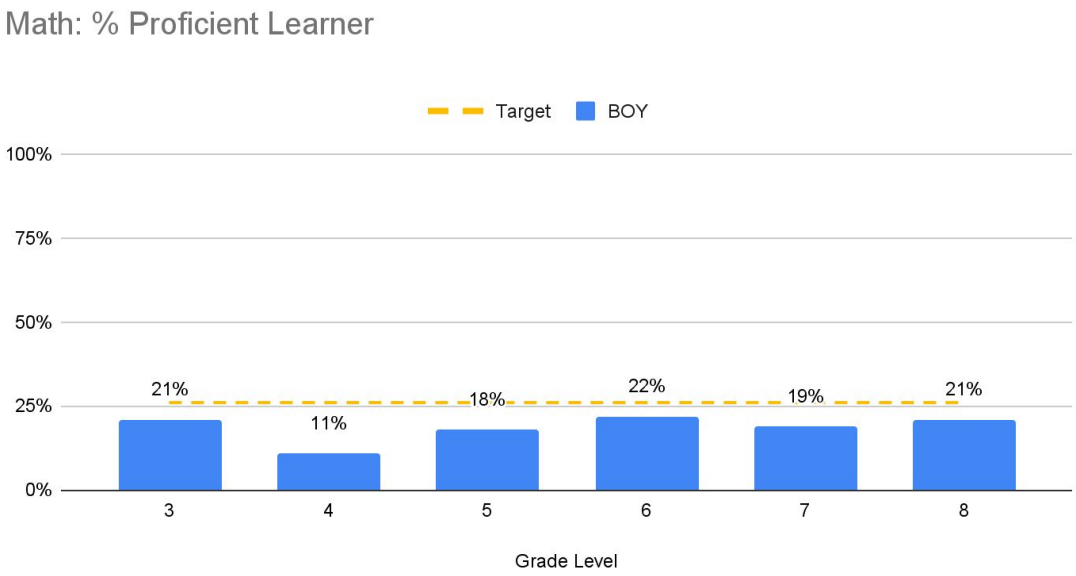

ACADEMICS - MAP Proficiency (Subgroups)

2023-2024 Goal: 7% point increase (30% & 26%)

Centennial Academy

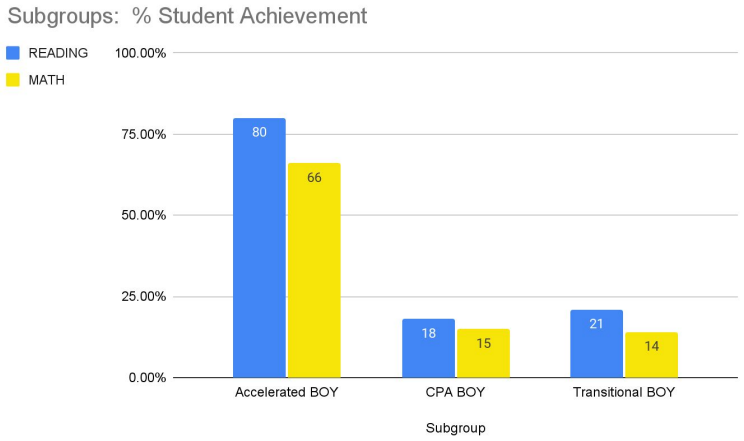

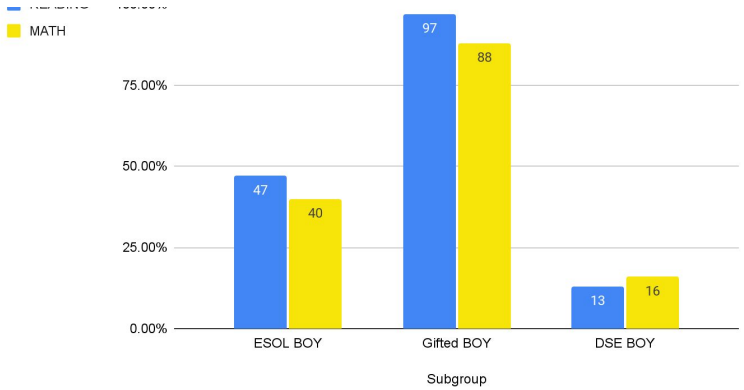

Accelerated
Reading 131/163
Math 108/163

Gifted
Reading 31/32
Math 28/32

CPA
Reading 26/142
Math 25/165

ESOL
Reading 7/15
Math 6/15

Transitional
Reading 12/57
Math 8/57

DSE
Reading 5/38
Math 6/38

ACADEMICS - MAP Proficiency (Subgroups)

2023-2024 Goal: 7% point increase (30% & 26%)

Centennial Academy

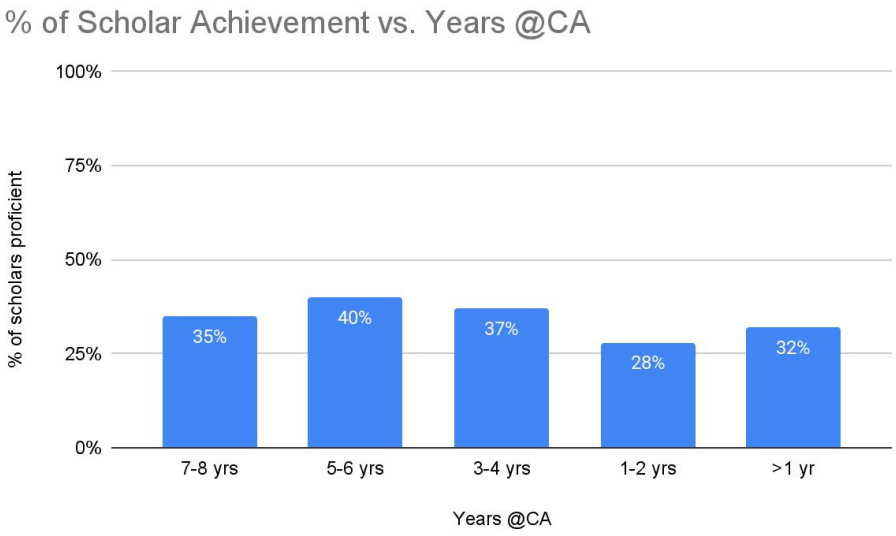

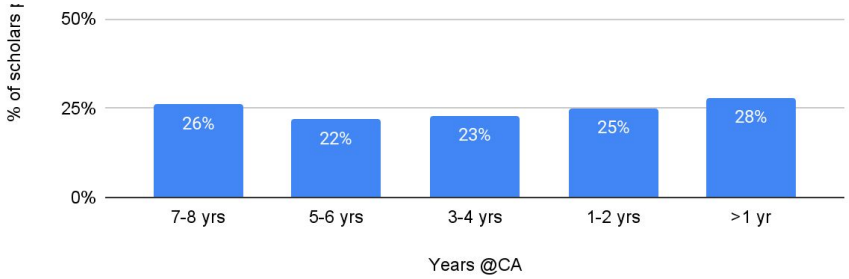

7-8 Years
Reading 19/54
Math 14/53

5-6 Years
Reading 33/82
Math 18/82

3-4 Years
Reading 36/97
Math 22/97

1-2 Years
Reading 78/283
Math 70/283

> 1 Year
Reading 42/133
Math 37/130

ATTENDANCE

2023-2024 Goal: 83% scholars attend 90% enrolled days

Centennial Academy Current Status:	83% of Centennial Academy scholars attended 90% of enrolled days (116 out of 692 scholars missed 2 or more days of school) *CCRPI Attendance Calculation: 84%* *(excludes scholars w/ less than 30 days enrollment)*
CPA Current Status:	68% of CPA scholars attended 90% of enrolled days (56 out of 174 CPA scholars missed 2 or more days of school)
Transitional Current Status:	66% of transitional scholars attended 90% of enrolled days (24 out of 71 transitional scholars missed 2 or more days of school)

Aug	Sep	Oct	Nov	Dec	Jan	Feb	Mar	Apr	May
83%									

ATTENDANCE - Strategies to Improve

2023-2024 Goal: 83% scholars attend 90% enrolled days

Centennial Academy

Centennial Academy Attendance Initiative	• **Schoolwide Attendance Palooza**: Our Attendance Awareness Month event started on September 1. Aligned with FTE Day Count 1. • **Full-Time Attendance Specialist Hired**: We have a dedicated attendance specialist for the 23-24 school year. • **Improved Withdrawal Process**: We've changed how we communicate with families through our Family Liaison. • **Weekly Attendance Updates in Staff Bulletin**: Staff remain updated with our weekly attendance data in the staff bulletin. • **Weekly Rewards for Classes, Scholars, and Teachers**: We have weekly incentives.
CPA Attendance Initiative	• Notify Community Engagement Coordinator for Schoolwide Attendance Initiatives • Notify families through social media and google classrooms
Transitional Attendance Initiative	• Notify Administration of Schoolwide Attendance Initiatives • Print fliers to hang in transitional housing • Social Media • Google Classroom

DISCIPLINE - # Major Consequences

2023-2024 Goal: Tracking Only

Centennial Academy

Grade Level	August	YTD	Repeat Scholars	Trends
K	0	0		N/A
1st	2	2	1	Hitting
2nd	3	3	2	Hitting, Non-Compliance
3rd	5	5		N/A
4th	10	10	2	Fighting
5th	5	5	1	Fighting
6th	6	6	1	Fighting
7th	2	2	1	Non-Compliance, Fighting
8th	11	11	1	Extreme Defiance
Total	**44**	**44**		

Aug	Sep	Oct	Nov	Dec	Jan	Feb	Mar	Apr	May
44									

LEADERSHIP

2023-2024 Goal: 100% scholars serving as leaders

Centennial Academy

Grade Level	# Scholars	% Scholars
Kindergarten	43 / 69	62%
1st Grade	41 / 78	53%
2nd Grade	75 / 94	80%
3rd Grade	47 / 73	64%
4th Grade	30 / 69	43%
5th Grade	46 / 82	56%
6th Grade	44 / 75	59%
7th Grade	53 / 74	72%
8th Grade	71 / 79	90%
Total	**450 / 693**	**65%**

Leadership Opportunities
Sports, New Student Helper, Squads, Clubs, Class/School Job, Representative, School Presenter, School Play

Aug	Sep	Oct	Nov	Dec	Jan	Feb	Mar	Apr	May
65%									

STAFF - Attendance

2023-2024 Goal: 90% Present

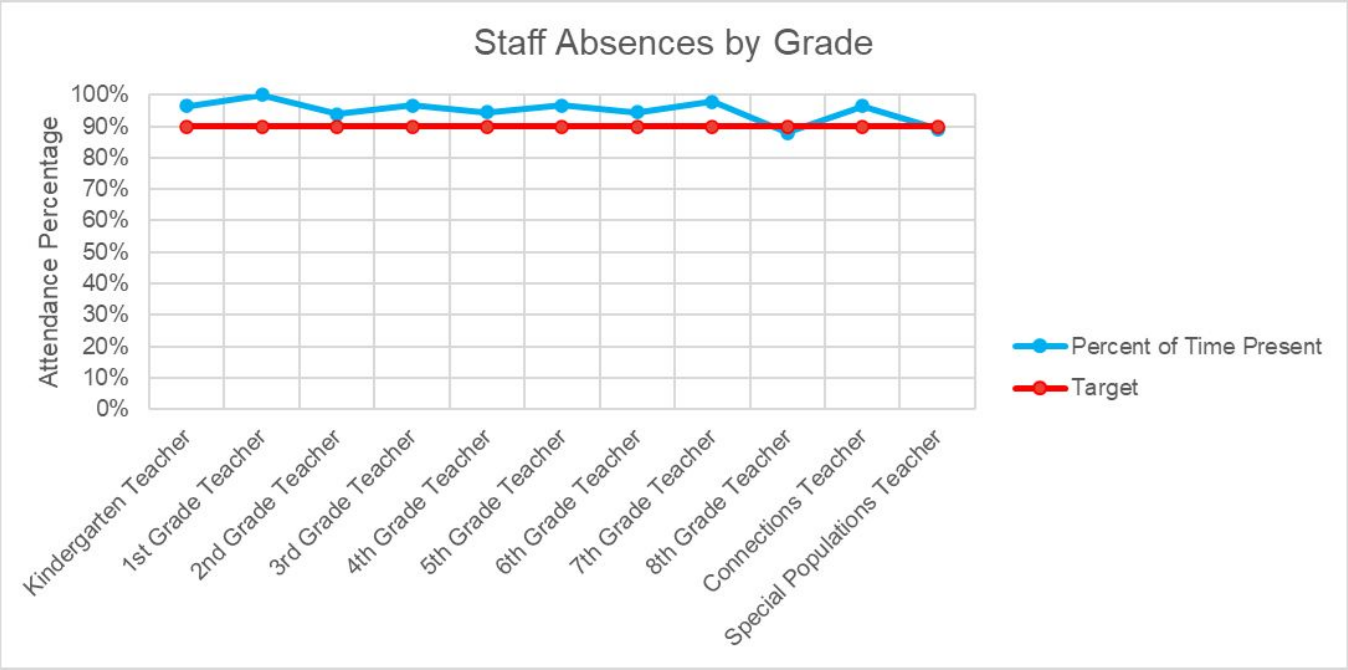

Aug	Sep	Oct	Nov	Dec	Jan	Feb	Mar	Apr	May
95%									

PARENTS

2023-2024 Goal: 95% Parent-Teacher Conference Participation

Parent Event Attendance		
Back to School Bash	8/24	250
Chaperone Volunteer Training	8/15 & 8/29	12
Parent University	8/29	63

YTD Actual Conferences
TBD% Participation

Parent-Teacher Conferences	

Aug	Sep	Oct	Nov	Dec	Jan	Feb	Mar	Apr	May