

Centennial Academy Academic Accountability Committee Report

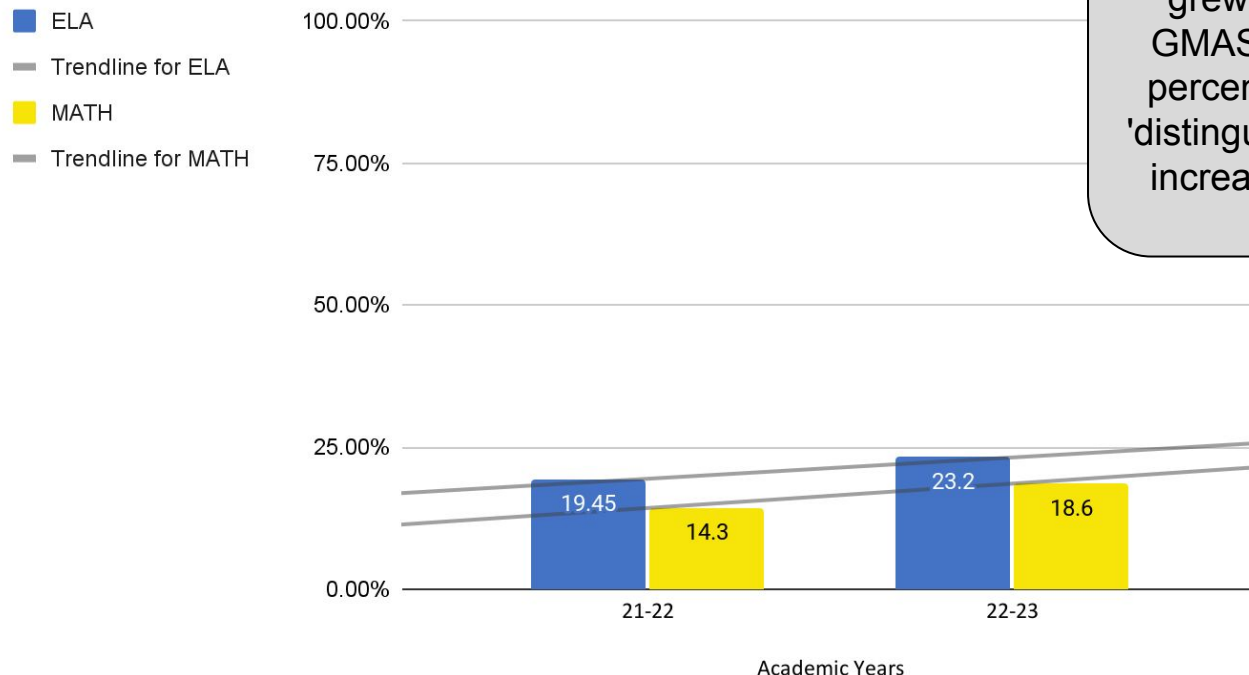
August 28, 2023



ACADEMICS - GA Milestones

2022-2023 Goal: Tracking only

Schoolwide: Proficient Learner & Above by Percentage



Centennial Academy's performance grew from 21-22 to 22-23 after GMAS state testing. Notably, the percentage of scholars achieving 'distinguished' and 'proficient' levels increased in both ELA and Math.

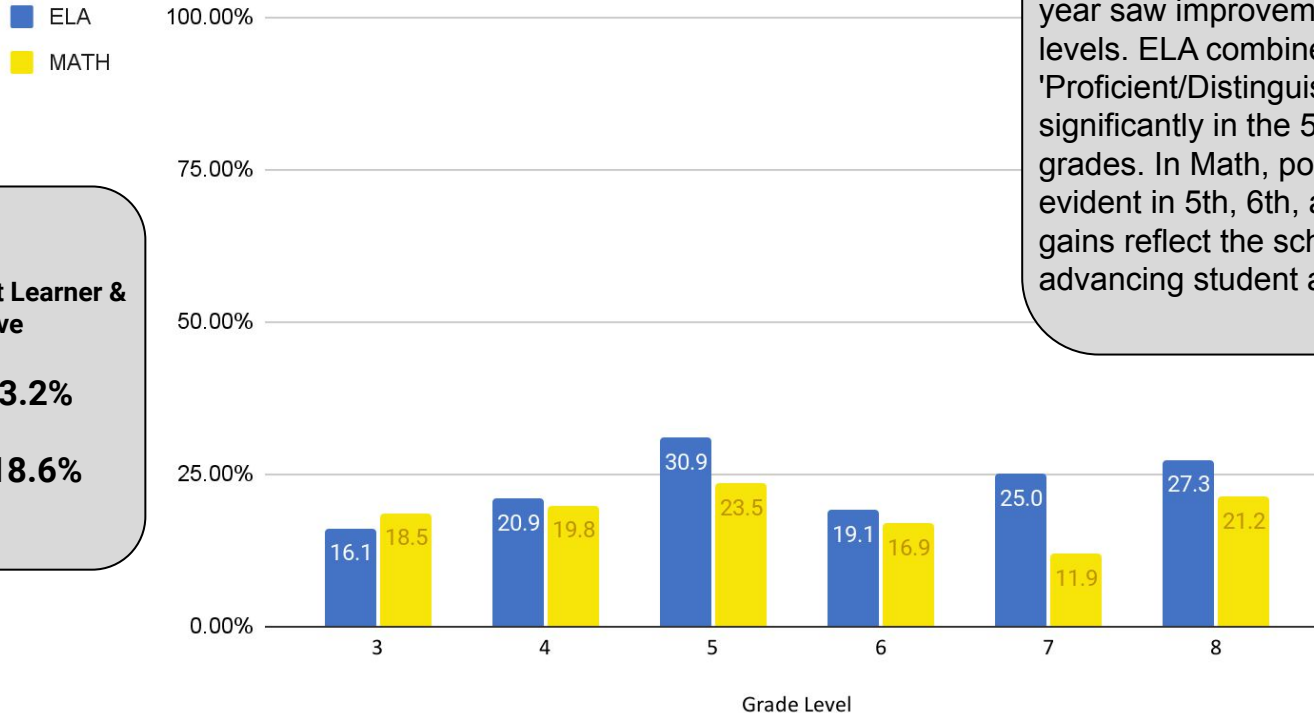
ELA 113/492

Math 91/492

ACADEMICS - GA Milestones - By Grade

2022-2023 Goal: Tracking only

Proficient Learner & Above by Percentage



CA Proficient Learner & Above

ELA: 23.2%

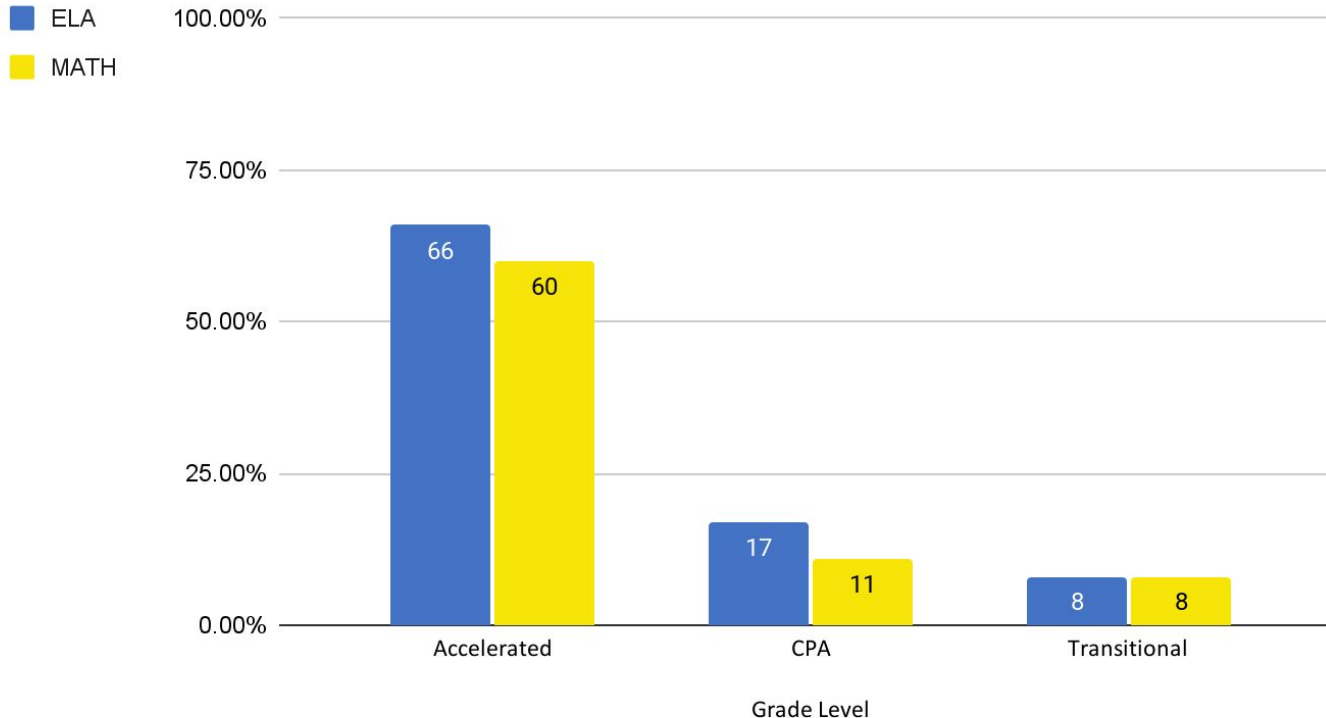
Math: 18.6%

Centennial Academy's 22-23 academic year saw improvements across grade levels. ELA combined 'Proficient/Distinguished' levels increased significantly in the 5th, 6th, and 8th grades. In Math, positive growth was evident in 5th, 6th, and 8th grades. These gains reflect the school's commitment to advancing student achievement.

ACADEMICS - GA Milestones - Subgroups

2022-2023 Goal: Tracking only

Subgroups: Proficient Learner & Above by Percentage



Accelerated

ELA 73/114

Math 68/114

CPA

ELA 20/116

Math 13/116

Transitional

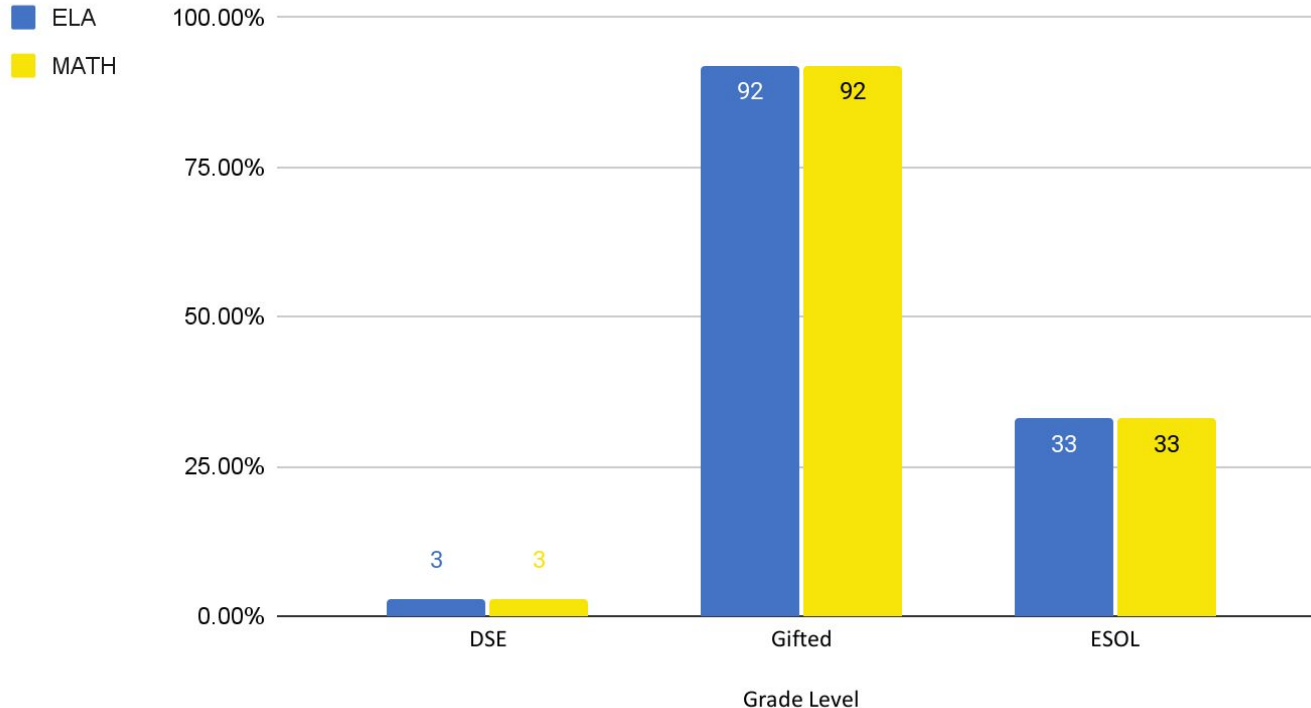
ELA 4/48

Math 4/48

ACADEMICS - GA Milestones - Subgroups

2022-2023 Goal: Tracking only

State-Reported: Proficient Learner & Above by Percentage



DSE

ELA 1/31

Math 1/31

Gifted

ELA 23/25

Math 23/25

ESOL

ELA 3/9

Math 3/9

ACADEMICS - GA Milestones - APS Comparison

2022-2023 Goal: Tracking only

	Centennial 21-22	Centennial 22-23	APS 3-8 22-23	Centennial Percentage Point Growth	APS Percentage Point Growth
Math	14.3%	18.5%	33.3%	+4.2%	+2
ELA	19.5%	23.2%	28.7%	+3.8%	+3

22-23 Data narrative:

Overall, the APS district saw a two percentage increase in proficiency in math for an average of 33.3%, and a three percentage point increase in ELA for an average of 28.7%.

Centennial saw a four percentage point increase in math and approximately four percentage point increase in ELA. While Centennial did not outperform the district in overall achievement we did see a higher level of growth in both content areas.

ACADEMICS

2023-2024 Goals

	2022-2023 Actuals	2023-2024 Goals
Proficiency 7% (percentage point) GMAS increase	<ul style="list-style-type: none">● 23% ELA● 19% Math● 13% Science● 10% Social Studies	<ul style="list-style-type: none">● 30% ELA● 26% Math● 20% Science● 17% Social Studies
Growth 60% MAP Typical Growth	<ul style="list-style-type: none">● 50% ELA● 52% Math	<ul style="list-style-type: none">● 60% ELA● 66% Math

NOTES

- 2018-2019 actual increases (elementary): ~9% (percentage points)
- 2018-2019 actual increases (middle): ~3% (percentage points)
- 2022-2023 actual increases: ~4% (percentage points)
- 2022-2023 highest APS increases: ~13% (percentage points)

SUCCESS PREPARATION

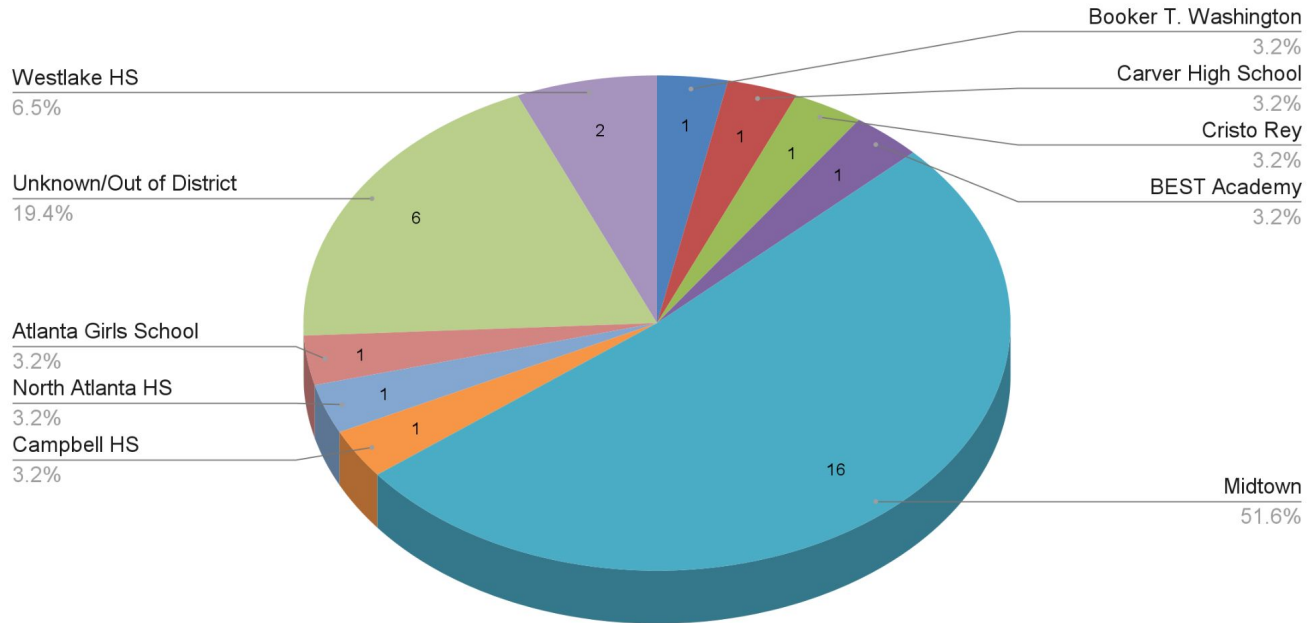
2023-2024 Goal: Tracking only

Pre-School Matriculation	
YMCA	Sheltering Arms
12 <i>(16 last school year)</i>	6 <i>(6 last school year)</i>

SUCCESS PREPARATION

2023-2024 Goal: Tracking only

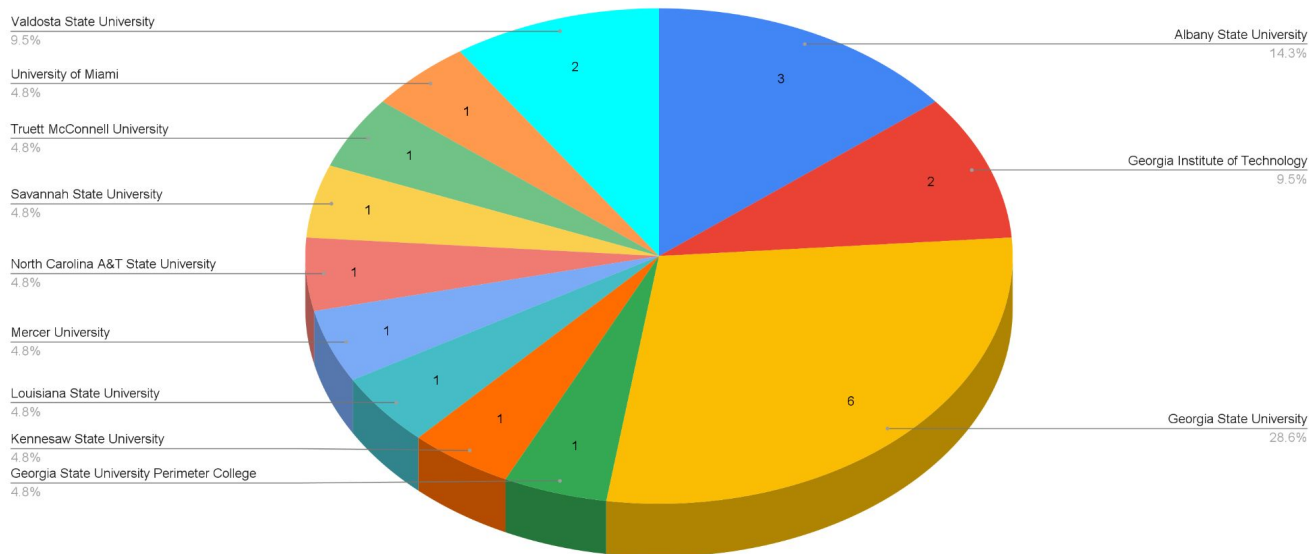
High School Matriculation



SUCCESS PREPARATION

2023-2024 Goal: Tracking only

College Matriculation



STAFF RETENTION

2023-2024 Goal: 85%

2019-2020	2020-2021	2021-2022	2022-2023
69%	74%	78%	81%

TEACHERS - Certifications

2023-2024 Goal: Tracking only

2020-2021	2021-2022	2022-2023
95%	92%	88%