

Centennial Academy Academic Accountability Committee Report

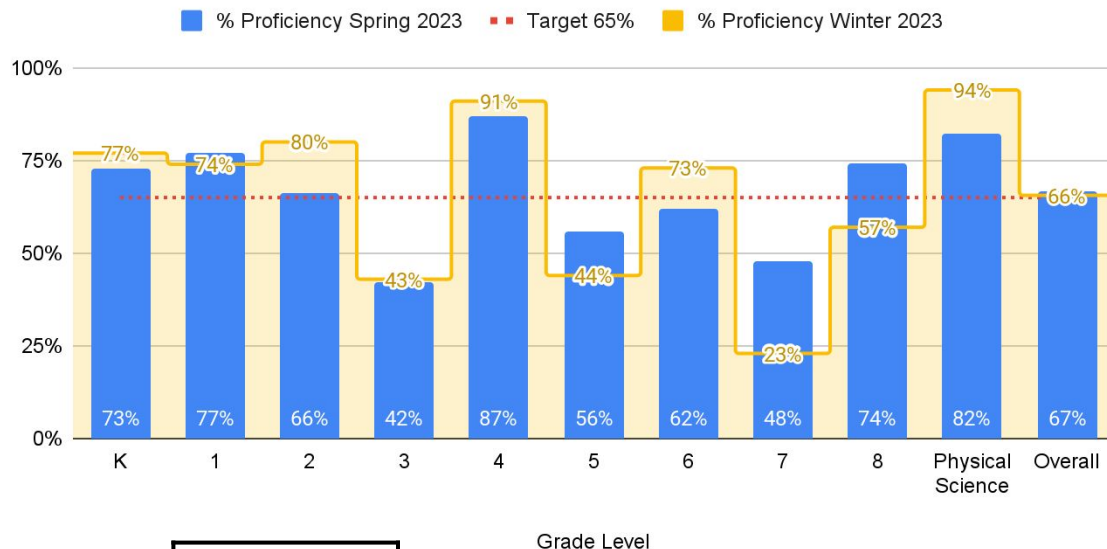
May 22, 2023



ACADEMICS - Common Assessment (Science)

2022-2023 Goal: 65% Distinguished & Proficient

Science Common Assessment Data



Overall

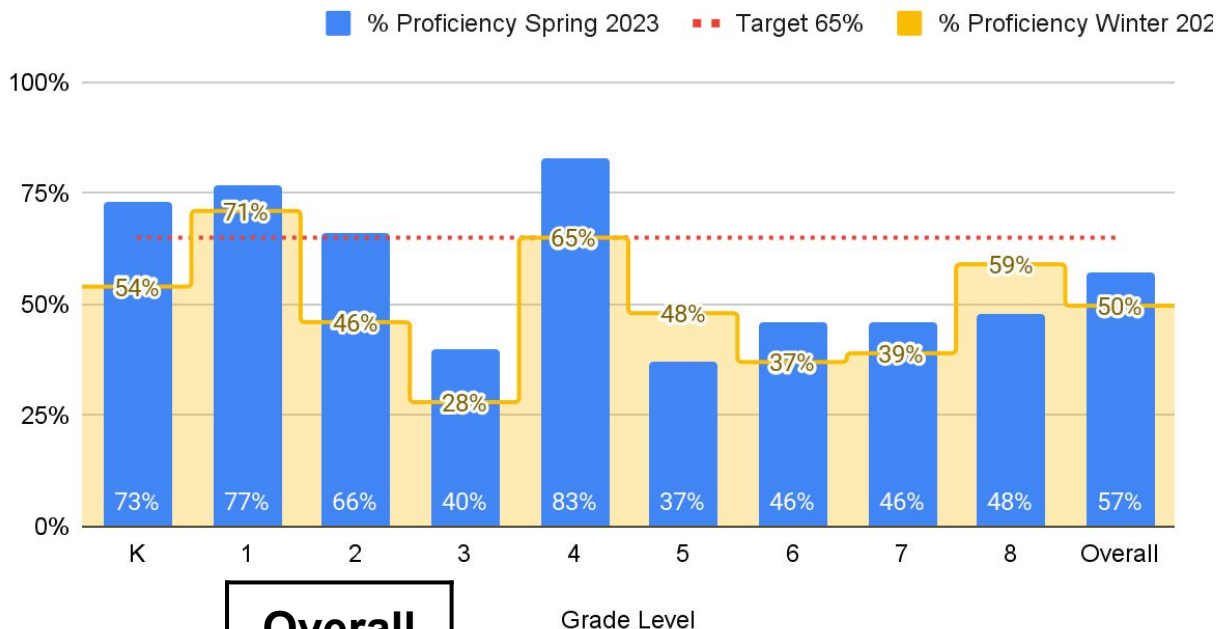
67%

	% Proficient	% Tested
K	73%	73%
1st	77%	79%
2nd	66%	83%
3rd	42%	87%
4th	87%	63%
5th	56%	83%
6th	62%	85%
7th	48%	77%
8th:	74%	100%
PhS:	82%	100%

ACADEMICS - Common Assessment (Social Studies)

2022-2023 Goal: 65% Distinguished & Proficient

Social Studies Common Assessment



Overall

57%

	% Proficient	% Tested
K	73%	80%
1st	77%	79%
2nd	66%	83%
3rd	40%	87%
4th	83%	68%
5th	37%	91%
6th	46%	71%
7th	46%	73%
8th:	48%	92%

Strategic Interventions for 23/24



- **Focus on consistency within the instructional day:** Ensure consistent routines and expectations across all classrooms.
- **Science and Social Studies every day:** Provide daily opportunities for science and social studies instruction, integrating them into the curriculum.
- **Prioritize attendance:** Hired a full-time Attendance Specialist whose primary function is to concentrate on attendance, conduct home visits, and offer mentoring programs.
 - Ensure all grade levels are moving towards high take rates: Monitor and address any barriers to assessment participation to ensure all students have the opportunity to demonstrate their learning.
- **Standards Mastery:** Emphasize a mastery-based approach to teaching and learning, providing opportunities for students to demonstrate their understanding.
- **On-time completion of benchmark assessments:** Use benchmark assessments to inform instruction and provide targeted support, focusing on timely completion.
- **Increase family engagement:** Host regular events, partner with community organizations, and ensure accessible communication.
- **Modification to the current interpretation of the Scope and Sequence to promote formative instruction:** Prioritize formative assessment to guide instruction and promote student growth, modifying the Scope and Sequence as needed.
- **Implement targeted interventions:** Support struggling students with small-group instruction, tutoring, and after-school programs.

ACADEMICS - STEAM Progress

2022-2023 Goal: Tracking Only

GADOE STEAM Certification Criteria	Centennial Academy STEAM in ACTION	In-Progress
Business/Industry/Community/Arts Partnerships	<ul style="list-style-type: none"> • Coding with Coca-Cola and PWC • STEAM Truck • Georgia Tech, CEISMC, GoSTEAM • Georgia Tech Innovator in Residence • Georgia Tech Jr. STEM Club • Aquaponics • KEEP, Inc. Improv Organization • Ellis & Sanders Design Firm • Lauren Byrd-Leotis, SPSP • Community Schoolyard <p>STEAM-Based Summer Scholarships</p> <p><u>Georgia Tech, CEISMC, Anchor Institute Summer Bridge Program (10)</u> designed to expose rising 6th-grade scholars to skills needed to enter the computer science field</p> <p><u>GoSTEAM Partnership Summer Camp Offerings (18)</u> High Museum of Art Synchronicity Theatre CEISMC Camp Invention Alliance Theater Camp (10)</p>	

ACADEMICS - STEAM Progress

2022-2023 Goal: Tracking Only

GADOE STEAM Certification Criteria	Centennial Academy STEAM in ACTION	In-Progress
STEAM Curriculum	Science, Technology, Engineering Arts, and Mathematics STEAM Journals	
Teacher Content Knowledge	<ul style="list-style-type: none"> • PBL Works: Project Slice PD (Pre-Planning) • PBL Teaching Practices (SY 22-23') • Design Thinking Workshop w/ STEAM Leadership Team 	
Teacher Professional Learning	Faculty Attended Conferences: GMEA (23'), ISTE (22'), GADOE STEAM Forum (22"), APS STE(A)M PL (SY22-23') GADOE Project-Based Learning Session Jan. 2022 GADOE Certification Session, Jan.2022	
Teacher Collaboration	Weekly Collaborative Planning	
STEAM and Fine Arts Competitions and Exhibitions	<ul style="list-style-type: none"> • APS Techonology and Innovation Competition-5th Grade Team, 1st Place, Robotics, State Finals Round • K-12 InVenture Prize Challenge, State Finals Round • Amazon Future Engineers: Your Voice, Your Power • Georgia Tech STEAM Leadership Conference: GoSTEAM Fellows and Innovator in Residence Presenting 	
Project-Based Learning	Micro and Macro PBLs, Q1, Q2, Q3	

ACADEMICS - STEAM Progress

2022-2023 Goal: Tracking Only

GADOE STEAM Certification Criteria	Centennial Academy STEAM in ACTION	In-Progress
STEAM Lab(s) Resources	STEAM Lab Fridays <ul style="list-style-type: none"> • Makey Makey (7th)(8th) • STEAM Truck (3rd)(4th) • Music Tech: EarSketch (5th) • Design Thinking Process w/ TinkerCad(6th) • Coding with Coca-Cola and PWC (5th-Accelerated) • Aquaponics (8th)(2nd) • Culinary Arts: Measurement (4th)(K) • Ellis Design Team (7th)(8th) • KEEP, Inc: Improv (6th)(7th)(8th) • Engineering (K)(3rd)(4th)(1st) 	
Technology Integration	<ul style="list-style-type: none"> • Minecraft Education • Scratch Jr., Scratch Coding Platform • EarSketch Coding Platform • Tinkercad • TelloEdu-Drone Platform • Wonderworks Robotics 	

ACADEMICS - STEAM Progress

2022-2023 Goal: Tracking Only

GADOE STEAM Certification Criteria	Centennial Academy STEAM in ACTION	In-Progress
Accountability	<ul style="list-style-type: none"> Portfolio: STEAM Site LinkIt: 1st Grade Pre/Post Assessment for Q3 PBL (Pilot) <p><i>Centennial Academy's first-grade scholars showed impressive growth by participating in project-based learning pre/post assessment, using the LinkIt! data platform assessment system. The 22-23 PBL Pre and Post Scores data revealed that 85 students demonstrated marked improvement in their skills. Fifty-four students showed a significant increase in their percentage scores, while only six students saw a decline. Notably, some students who scored low on the pre-test showed tremendous growth in the post-test; one scholar's score increased from 67% to 100%. Overall, the results indicate that the PBL approach effectively enhances scholars' learning and development. Centennial Academy looks forward to continuing this approach to their STEAM education.</i></p> <ul style="list-style-type: none"> GMAS (results pending) 	

ATTENDANCE

2022-2023 Goal: 83% scholars attend 90% enrolled days

Centennial Academy Current Status:	67% of Centennial Academy scholars attended 90% of enrolled days (256 out of 766 scholars missed 16 or more days of school) <i>CCRPI Attendance Calculation: 64.8% (excludes scholars w/ less than 30 days enrollment)</i>
CPA Current Status:	68% of CPA scholars attended 90% of enrolled days (57 out of 176 CPA scholars missed 16 or more days of school)
Transitional Current Status:	71% of transitional scholars attended 90% of enrolled days (34 out of 116 transitional scholars missed 16 or more days of school)
COVID Impact	Positive Cases: 0 Close Contacts: 0 Vaccination Rate: 16% (126/795) as of July 2022

Aug	Sep	Oct	Nov	Dec	Jan	Feb	Mar	Apr	May
60%	61%	65%		70%	70%	68%	66%	67%	

ATTENDANCE - Strategies to Improve

2022-2023 Goal: 83% scholars attend 90% enrolled days

Centennial Academy Attendance Initiative	<ul style="list-style-type: none">Schoolwide Attendance Palooza began March 20Weekly Incentives for Classrooms, Families, and EducatorsHired a Full-Time Attendance Specialist for 22-23 SY <p>Grand Palooza for Scholars</p> <ul style="list-style-type: none">Upper Academy: Six FlagsMiddle Academy: Roller RinkLower Academy: Regal Theaters
CPA Attendance Initiative	<ul style="list-style-type: none">Notify Community Engagement Coordinator for Schoolwide Attendance InitiativesNotify families through social media and google classrooms
Transitional Attendance Initiative	<ul style="list-style-type: none">Notify Administration of Schoolwide Attendance InitiativesPrint fliers to hang in transitional housingSocial MediaGoogle Classroom

Average Daily Attendance during GMAS Week One

K-8= 92%

● **K-2= 89%**

● **3-8= 93%**

○ **3-5= 95%**

○ **6-8= 91%**

DISCIPLINE

2022-2023 Goal: Tracking Only

Grade Level	# Major Referrals April	# Major Referrals YTD
K	1	13
1st	3	16
2nd	6	39
3rd	3	55
4th	8	103
5th	6	41
6th	5	79
7th	25	107
8th	7	38
Total	64	491

- **Proactive classroom visits, modeling**
- **Upper Academy Horseplaying, violations, cell, phone, skipping**

Aug	Sep	Oct	Nov	Dec	Jan	Feb	Mar	Apr	May
25	40	78		49	35	89	87	64	

LEADERSHIP

2022-2023 Goal: 100% scholars serving as leaders

Grade Level	# Scholars	% Scholars
Kindergarten	95 / 95	100%
1st Grade	100 / 100	100%
2nd Grade	81 / 81	100%
3rd Grade	80 / 80	100%
4th Grade	96 / 96	100%
5th Grade	82 / 83	99%
6th Grade	81 / 89	91%
7th Grade	81 / 83	98%
8th Grade	66 / 66	100%
Total	754 / 765	99%

Leadership Opportunities

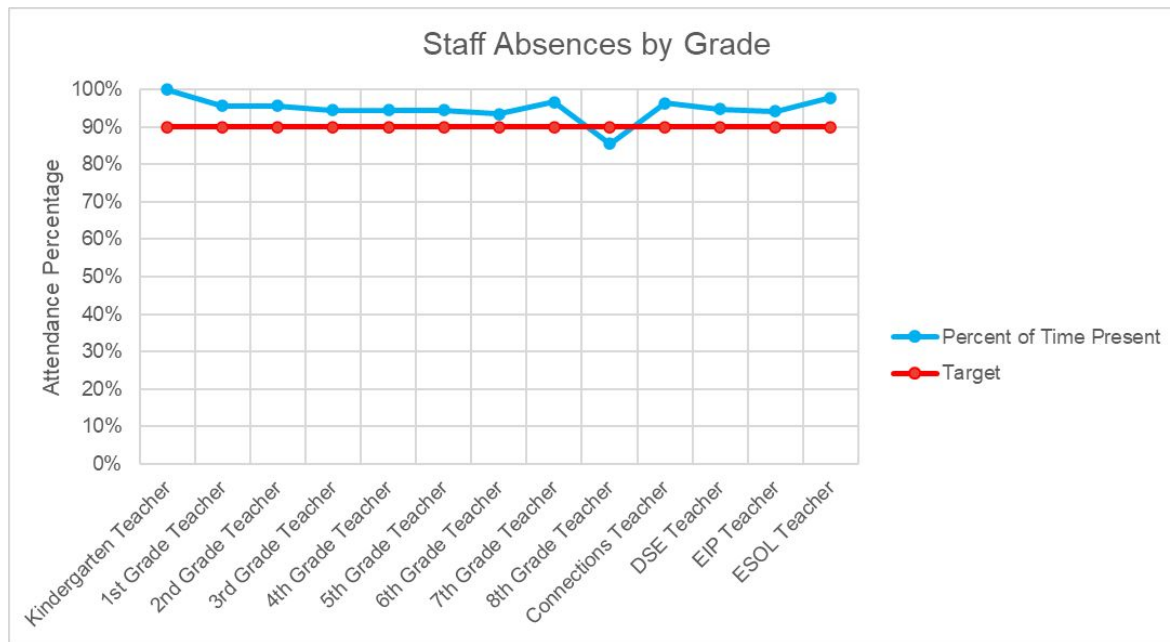
Sports, New Student Helper,
Squads, Clubs, Class/School Job,
Representative, School Presenter,
School Play

- **11 scholars remaining**
- Assisting teachers with opportunities with scholars remaining

Aug	Sep	Oct	Nov	Dec	Jan	Feb	Mar	Apr	May
	6%	62%		78%	84%	89%	98%	99%	

STAFF - Attendance

2022-2023 Goal: 90% Present



Aug	Sep	Oct	Nov	Dec	Jan	Feb	Mar	Apr	May
96%	95%	94%		95%	89%	92%	92%	95%	

STAFF - Attendance

April COVID Absences

COVID Absence Reason	# Staff Members	# Days Absent
Positive COVID-19	1	5
Close Contact	0	0
Childcare	0	0
Symptomatic	0	0

PARENTS

2022-2023 Goal: 90% Parent-Teacher Conference Participation

Parent Event Attendance		
Parent University	4/11	76
Parent University	4/25	63

YTD Actual Conferences
86% participation

Parent-Teacher Conferences	
8/26	134
9/23	200
10/18	96
1/27	232
3/24	118

Aug	Sep	Oct	Nov	Dec	Jan	Feb	Mar	Apr	May
17%	42%	50%		50%	58%	69%	86%	86%	