

Centennial Academy Academic Accountability Committee Report

January 23, 2023



ACADEMICS - iReady Proficiency (Reading)

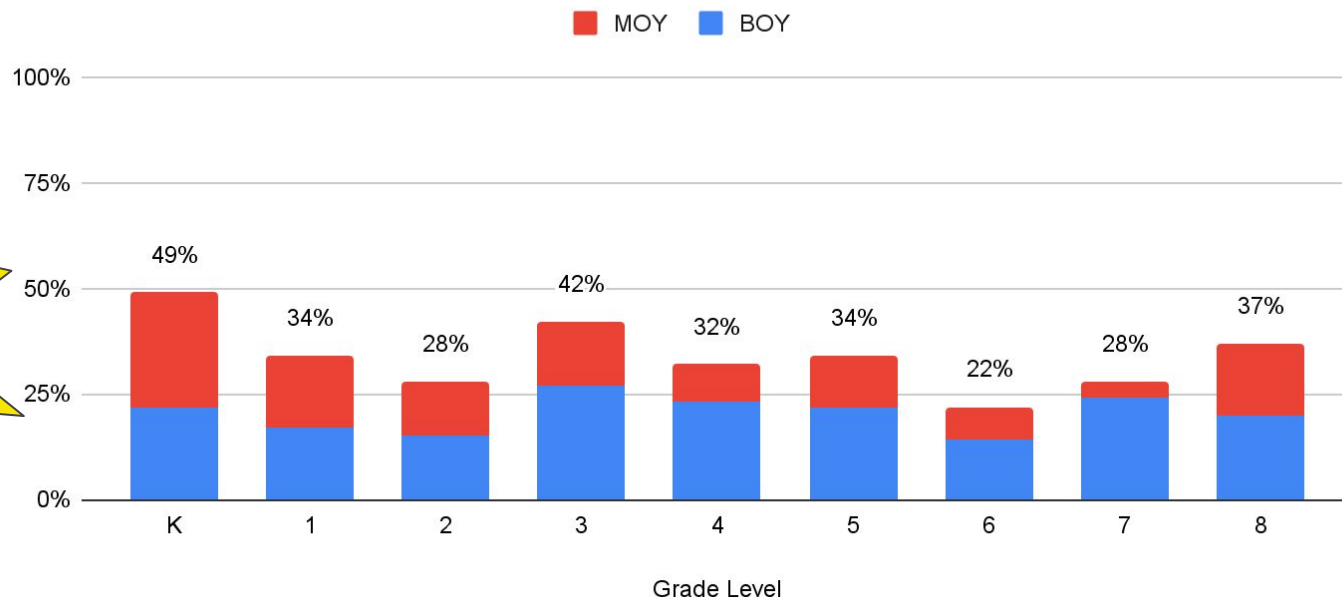
2022-2023 Goal: 20% point increase (58%)

Schoolwide:

34%

**Double-Digit %
Growth among
Six Grade Levels**

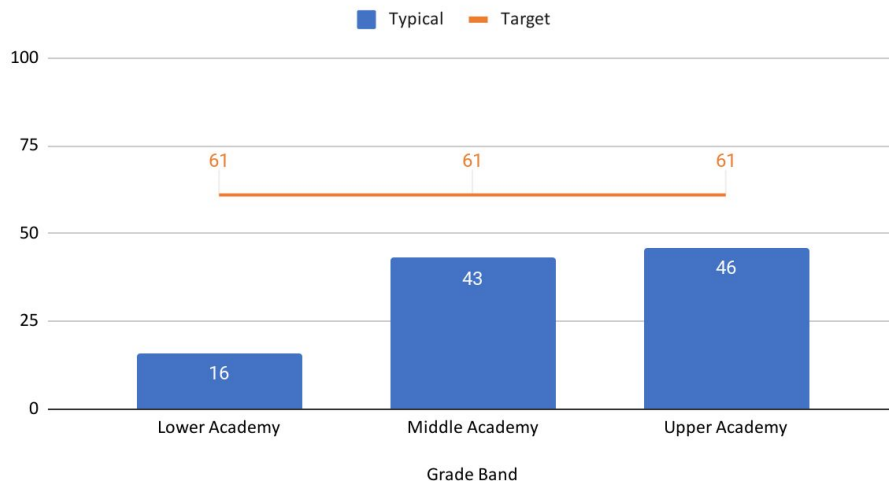
Reading: % on or Above Grade Level



ACADEMICS - iReady Growth (Reading)

2022-2023 Goal: 20% point increase (61% & 39%)

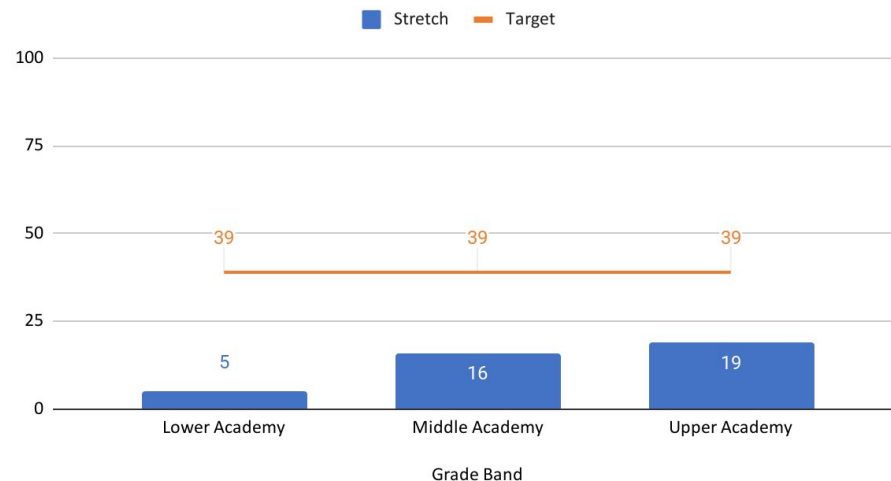
iReady Reading



Schoolwide:

35%

iReady Reading



Schoolwide:

13%

ACADEMICS - iReady Proficiency (Math)

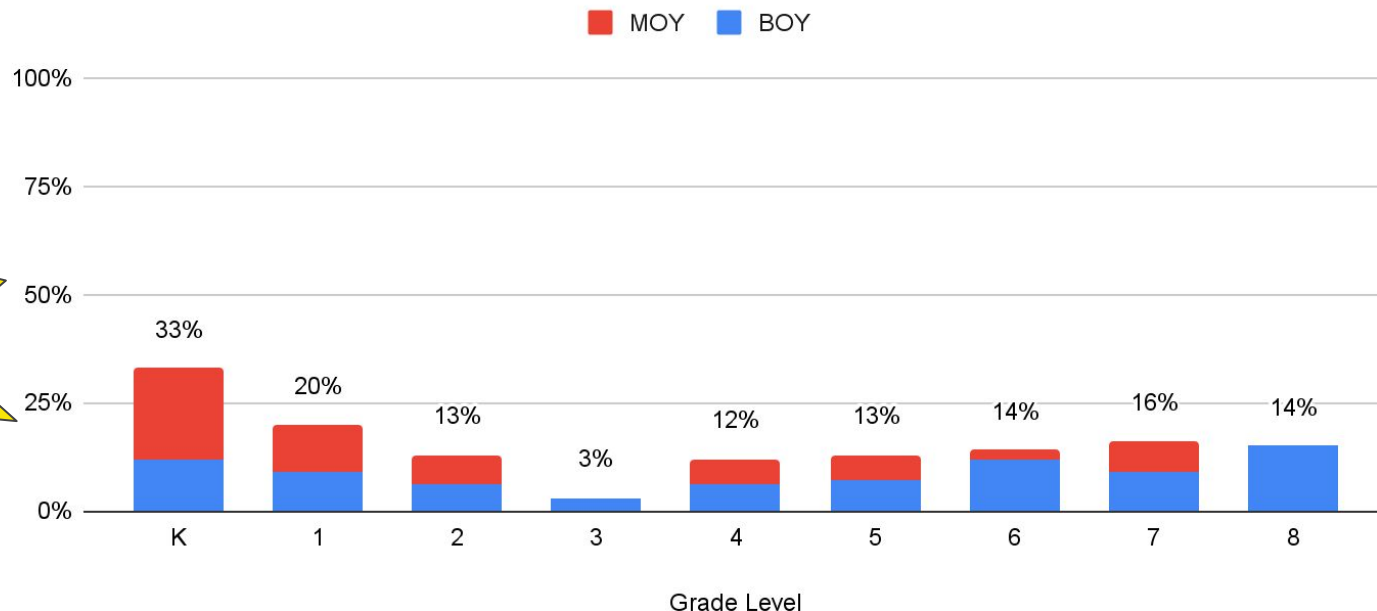
2022-2023 Goal: 20% point increase (48%)

Schoolwide:

16%

**Double-Digit
% Growth in
Grades K and 1**

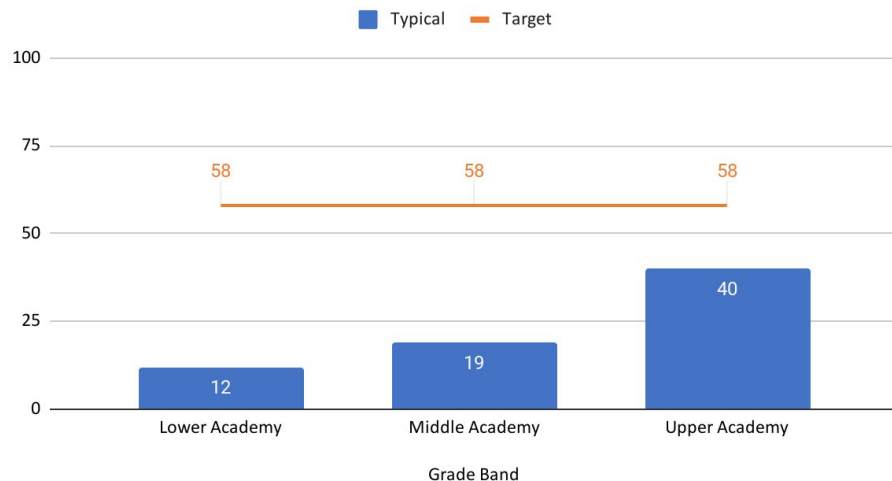
Math: % on or Above Grade Level



ACADEMICS - iReady Growth (Math)

2022-2023 Goal: 20% point increase (58% & 36%)

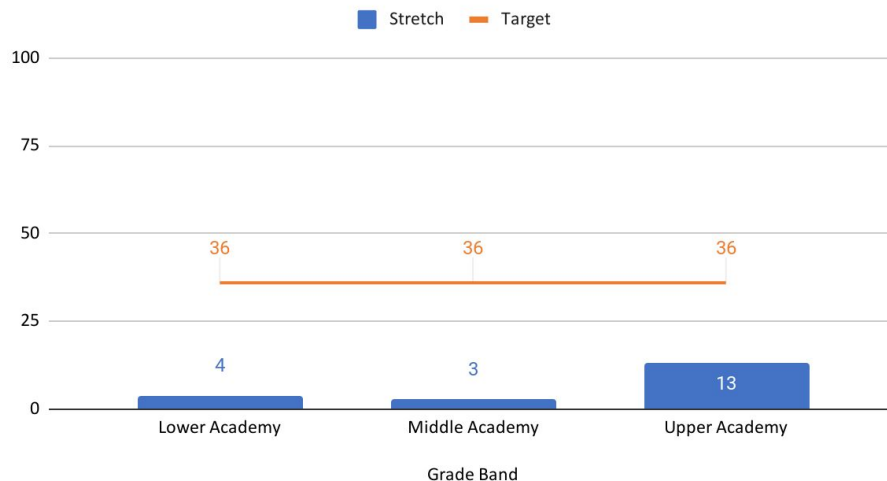
iReady Math



Schoolwide:

24%

iReady Math



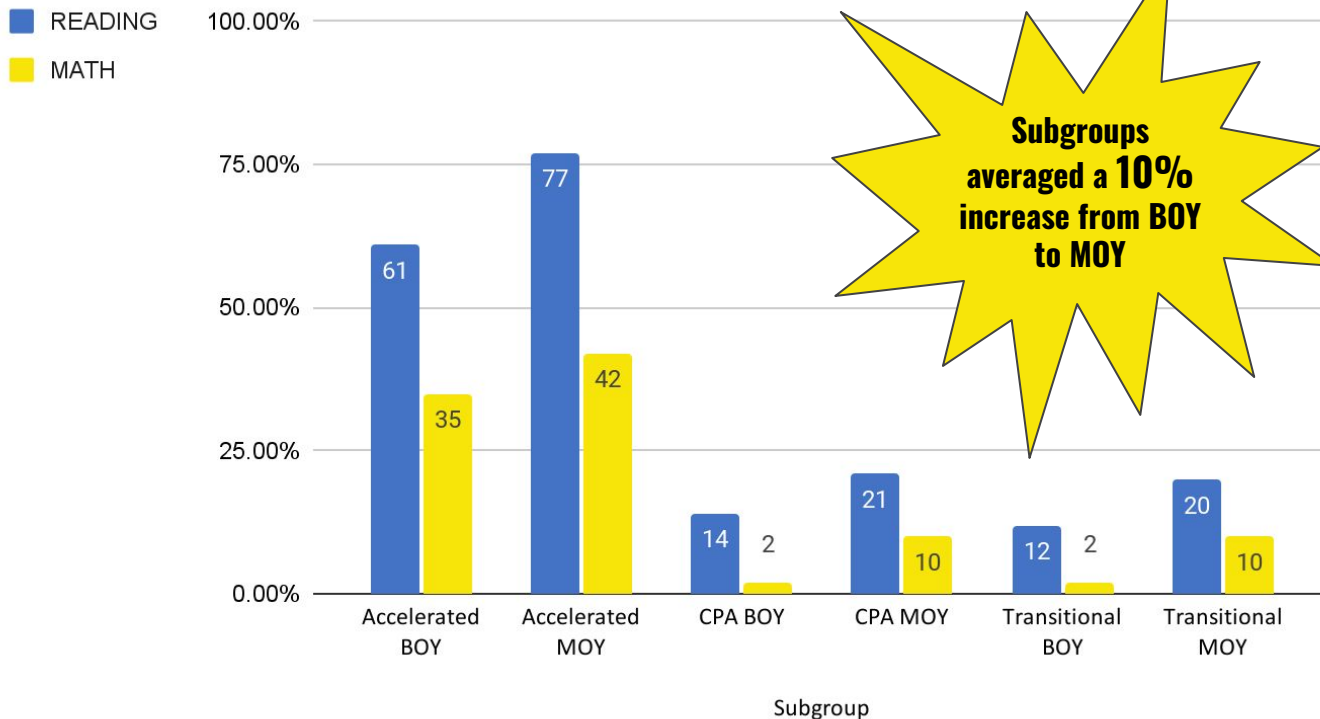
Schoolwide:

7%

ACADEMICS - iReady Proficiency (Subgroups)

2022-2023 Goal: 20% point increase (58% & 48%)

Subgroups: % On or Above Grade Level



Accelerated

Reading 129/167
Math 68/162

CPA

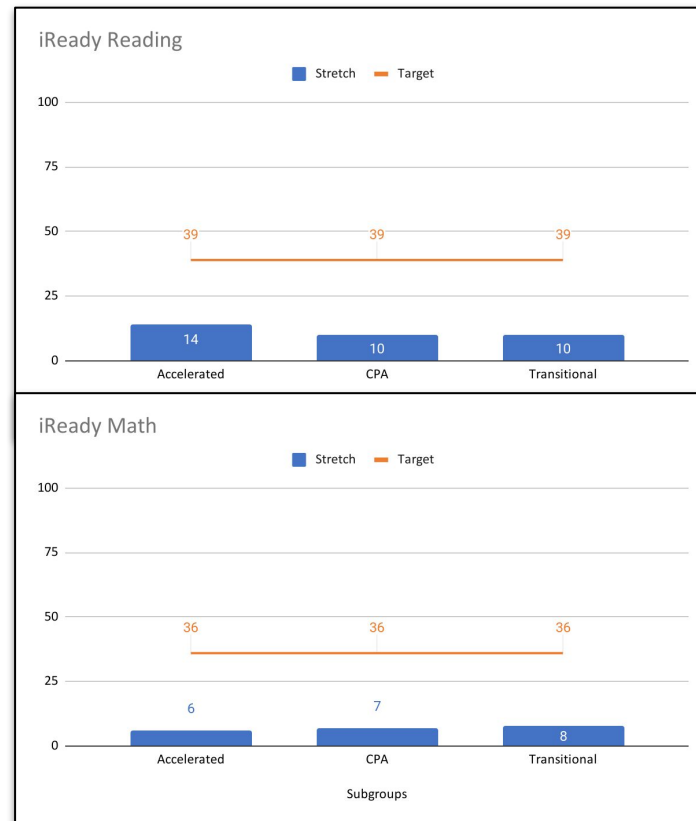
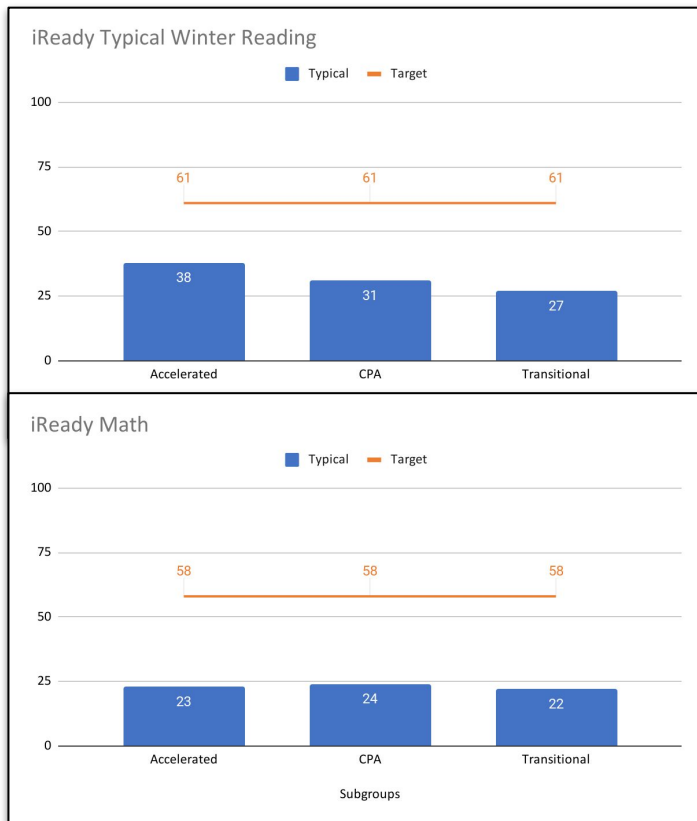
Reading 34/161
Math 16/157

Transitional

Reading 19/94
Math 9/94

ACADEMICS - iReady Growth (Subgroups)

2022-2023 Goal: 20% point increase



ACADEMICS - iReady (Reading & Math)

2022-2023 Strategic Interventions

- Continue an Intentional Focus on Core Instruction
- Continue daily WIN Block for Instructional Remediation/Enrichment
 - Dedicating 30 minutes a day M-Th for Math during WIN Block
- Intentional Innovation Block for tutoring twice/week
- Dedicated Teacher Planning Time
- Continue Strategic Walk-throughs for implementation
- Resume Gradebook checks every three weeks
- iReady: Tools for Instruction
 - Instructional groupings
 - Differentiated Lessons to increase scholar proficiency
- Connections teachers to provide supplemental instruction to targeted scholars

ATTENDANCE

2022-2023 Goal: 83% scholars attend 90% enrolled days

Centennial Academy Current Status:	70% of Centennial Academy scholars attended 90% of enrolled days (243 out of 811 scholars missed 9 or more days of school) <i>CCRPI Attendance Calculation: 69.0% (excludes scholars w/ less than 30 days enrollment)</i>
CPA Current Status:	69% of CPA scholars attended 90% of enrolled days (55 out of 180 CPA scholars missed 9 or more days of school)
Transitional Current Status:	76% of transitional scholars attended 90% of enrolled days (24 out of 107 transitional scholars missed 9 or more days of school)
COVID Impact	<div>Positive Cases: 4</div> <div>Vaccination Rate:</div> <div>Close Contacts: 8</div> <div>16% (126/795) as of July 2022</div>

Aug	Sep	Oct	Nov	Dec	Jan	Feb	Mar	Apr	May
60%	61%	65%		70%					

ATTENDANCE - Strategies to Improve

2022-2023 Goal: 83% scholars attend 90% enrolled days

Centennial Academy Attendance Initiative	<ul style="list-style-type: none">• Add <i>retention</i> language to Attendance Communication to Parents<ul style="list-style-type: none">• Provide list of Lottery vs In-Zone Scholars to SW• Perfect Attendance Visibility on walls in each Pod<ul style="list-style-type: none">• Attendance HERO Parent t-shirts• Attendance HERO Parent Letter from HOS
CPA Attendance Initiative	<ul style="list-style-type: none">• Tracking Daily Attendance in Leadership Notebooks (K-5)<ul style="list-style-type: none">• School-wide Incentive Programs• Personalized Phone Calls from Attendance Specialist• PLS will monitor the CPA scholars and work directly with the Community Manager - weekly touchpoints/monthly data reports
Transitional Attendance Initiative	<ul style="list-style-type: none">• Tracking Daily Attendance in Leadership Notebooks<ul style="list-style-type: none">• School-wide Incentive Programs• Personalized Phone calls from the SW• Provide families with coming-to-school resources (gas cards, etc)

DISCIPLINE

2022-2023 Goal: Tracking Only

Grade Level	# Major Referrals December	# Major Referrals YTD
K	0	0
1st	0	7
2nd	2	10
3rd	6	24
4th	12	50
5th	2	16
6th	17	48
7th	6	48
8th	4	11
Total	49	214

- **7th Grade is trending down**
- **Addressing coverage needs in Grade 6**
- **Focused plan in Grade 4 including parent meetings and SST process**

LEADERSHIP

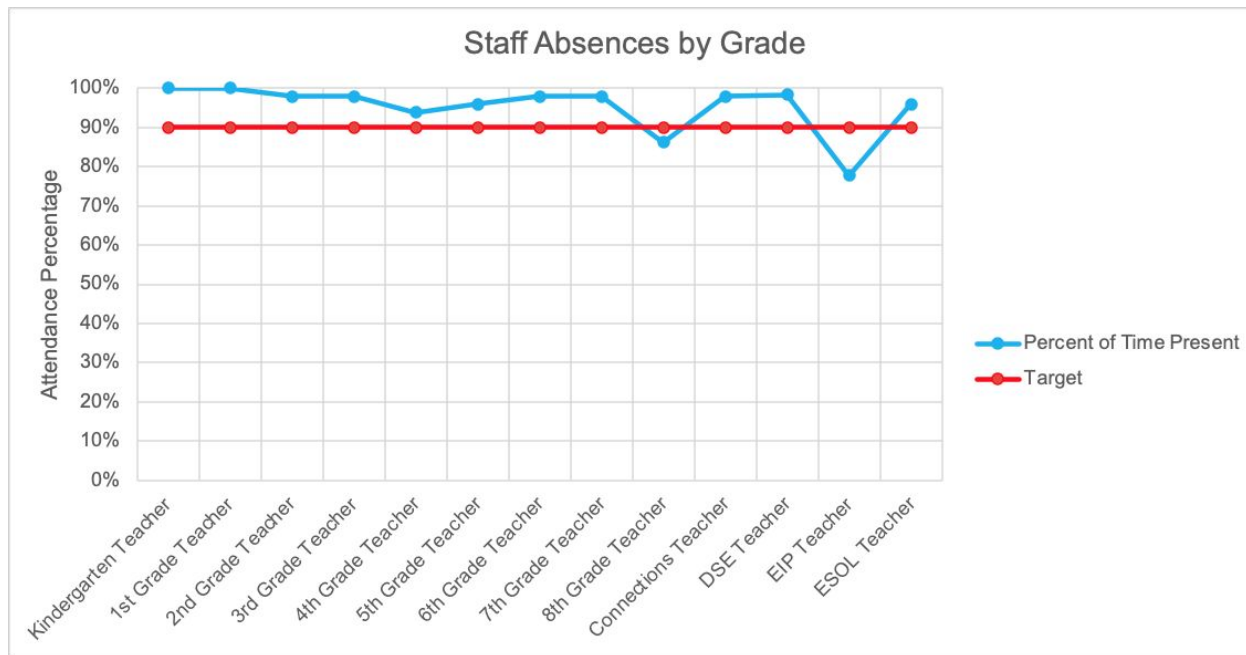
2022-2023 Goal: 100% scholars serving as leaders

OCTOBER		
Grade Level	# Scholars	% Scholars
Kindergarten	97 / 97	100%
1st Grade	97 / 104	93%
2nd Grade	66 / 87	76%
3rd Grade	86 / 86	100%
4th Grade	81 / 100	81%
5th Grade	49 / 89	55%
6th Grade	60 / 98	61%
7th Grade	58 / 85	68%
8th Grade	40 / 65	62%
Total	634 / 811	78%

Leadership Opportunities
Sports, New Student Helper, Squads, Clubs, Class/School Job, Representative, School Presenter

STAFF - Attendance

2022-2023 Goal: 90% Present



Aug	Sep	Oct	Nov	Dec	Jan	Feb	Mar	Apr	May
96%	95%	94%		95%					

STAFF - Attendance

September COVID Absences

COVID Absence Reason	# Staff Members	# Days Absent
Positive COVID-19	2	5
Close Contact	0	0
Childcare	0	0
Symptomatic	2	5

PARENTS

2022-2023 Goal: 90% Parent-Teacher Conference Participation

YTD Actual Conferences
50% participation

Parent-Teacher Conferences	
8/26	134
9/23	200
10/18	96

Parent Event Attendance		
Meet & Greet	7/28	263
Parent University	9/13	21
iCurate	12/14	313

Aug	Sep	Oct	Nov	Dec	Jan	Feb	Mar	Apr
17%	42%	50%		50%				