

Centennial Academy Academic Accountability Committee Report

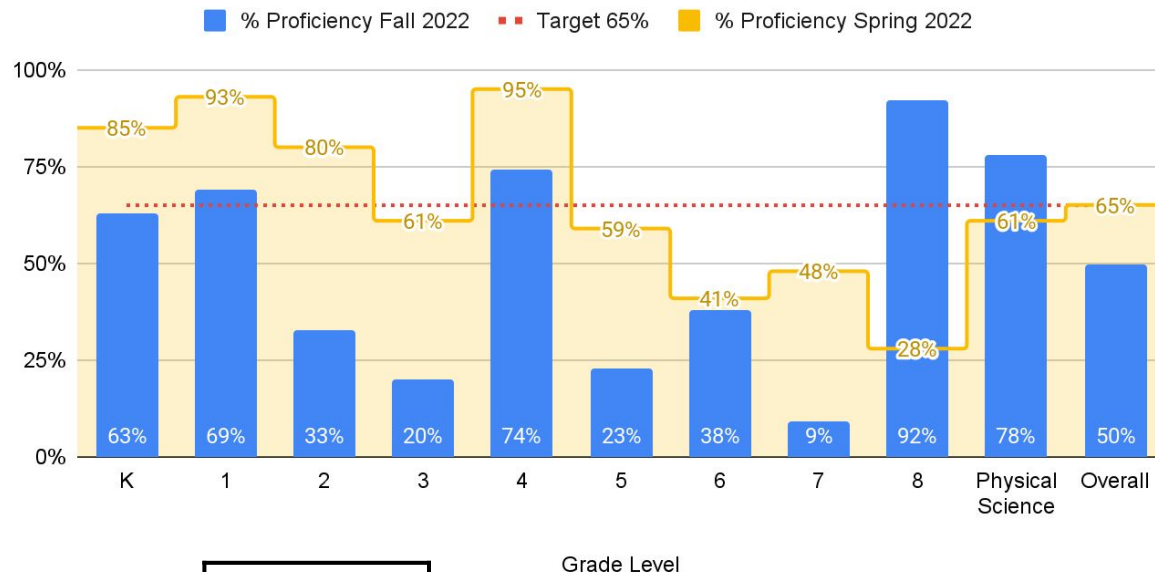
November 28, 2022



ACADEMICS - Common Assessment (Science)

2022-2023 Goal: 65% Distinguished & Proficient

Science Unit 1 Assessment Data



Overall

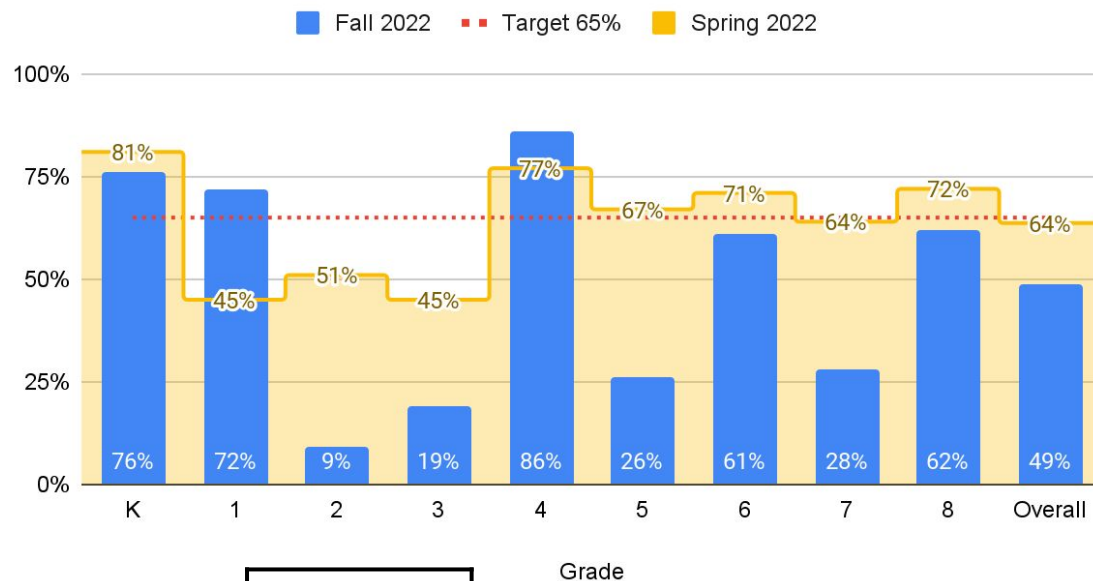
50%

	% Proficient	% Tested
K	63%	91%
1st	69%	92%
2nd	33%	80%
3rd	17%	71%
4th	74%	70%
5th	23%	82%
6th	61%	87%
7th	9%	56%
8th:	92%	85%
PhS:	78%	100%

ACADEMICS - Common Assessment (Social Studies)

2022-2023 Goal: 65% Distinguished & Proficient

Social Studies Unit 1 Assessment Data



Overall
49%

	% Proficient	% Tested
K	76%	89%
1st	72%	90%
2nd	9%	76%
3rd	14%	74%
4th	86%	70%
5th	26%	89%
6th	No Data	No Data
7th	28%	69%
8th:	62%	100%

Strategic Interventions for 22/23




- Focus on consistency within the instructional day
 - Science and Social Studies every day
- Standards Mastery
 - Ensure all grade levels are moving towards high take rates
 - On-time completion of benchmark assessments
- Modification to the current interpretation of the Scope and Sequence to promote formative instruction

ACADEMICS - STEAM Progress

2022-2023 Goal: Tracking Only

STEAM Updates



- STEAM Lab Fridays
- Innovation Block
- Micro and Macro PBLs Launched
- Community Partnerships

STEAM in Action



- Culinary Arts**
Creating culinary treats using concepts of measurement.
- STEAM Truck**
Hands-on building of various types of rockets.
- Simple Machine Relay**
Exploring how simple machines help us in the real world w/ Ms. Lauren, SPSP.
- Aquaponics Labitat**
Exploring the field of urban agriculture.
- Music Tech**
Exploring music creation with Ms. Jessica, our Innovator in Residence
- Graphic Design**
Exploring the history of design, creating t-shirts and marketing them to the community.

ACADEMICS - STEAM Progress

2022-2023 Goal: Tracking Only

GADOE STEAM Certification Criteria	Centennial Academy STEAM in ACTION	In-Progress
Business/Industry/Community/Arts Partnerships	<ul style="list-style-type: none"> • Coding with Coca-Cola and PWC • STEAM Truck • Georgia Tech, CEISMC, GoSTEAM • Georgia Tech Innovator in Residence • Georgia Tech Jr. STEM Club • Aquaponics • KEEP, Inc. Improv Organization • Ellis Design Firm • Lauren Byrd-Leotis, SPSP • Life University, Pollination Garden • Community Schoolyard 	
STEAM Curriculum	Science, Technology, Engineering Arts, and Mathematics STEAM Journals	
Teacher Content Knowledge	<ul style="list-style-type: none"> • PBL Works: Project Slice PD (Pre-Planning) • PBL Teaching Practices 	
Teacher Professional Learning	Conferences: GMEA, ISTE, GADOE STEAM Forum, APS STE(A)M PL	
Teacher Collaboration	Weekly Collaborative Planning	

ACADEMICS - STEAM Progress

2022-2023 Goal: Tracking Only

GADOE STEAM Certification Criteria	Centennial Academy STEAM in ACTION	In-Progress
STEAM and Fine Arts Competitions and Exhibitions	<ul style="list-style-type: none"> • APS Innovative Tech Fair • K-12 InVenture Prize Challenge • Amazon Future Engineers: Your Voice, Your Power 	
Project-Based Learning	Micro and Macro PBL, Q1, Q2	
STEAM Lab(s) Resources	STEAM Lab Fridays <ul style="list-style-type: none"> • Makey Makey (7th) • STEAM Truck (3rd) • Music Tech: EarSketch (5th) • Coding with Coca-Cola and PWC (5th-Accelerated) • Aquaponics (8th) • Culinary Arts: Measurement (4th) • Ellis Design Team (7th) • KEEP, Inc: Improv (6th) • Story Engineering (1st) • Engineering (K) 	
Technology Integration	<ul style="list-style-type: none"> • Minecraft Education • Scratch Jr., Scratch • EarSketch 	
Accountability	<ul style="list-style-type: none"> • Portfolio: STEAM Site • LinkIt: Uploaded Rubrics • GMAS 	

ATTENDANCE

2022-2023 Goal: 83% scholars attend 90% enrolled days

Centennial Academy Current Status:	65% of Centennial Academy scholars attended 90% of enrolled days (281 out of 809 scholars missed 6 or more days of school) <i>CCRPI Attendance Calculation: 66.4% (excludes scholars w/ less than 30 days enrollment)</i>	
CPA Current Status:	66% of CPA scholars attended 90% of enrolled days (60 out of 175 CPA scholars missed 6 or more days of school)	
Transitional Current Status:	70% of transitional scholars attended 90% of enrolled days (30 out of 100 transitional scholars missed 6 or more days of school)	
COVID Impact	Positive Cases: 1 Close Contacts: 0	Vaccination Rate: 16% (126/795)

Aug	Sep	Oct	Nov	Dec	Jan	Feb	Mar	Apr	May
60%	61%	65%							

ATTENDANCE - Strategies to Improve

2022-2023 Goal: 83% scholars attend 90% enrolled days

Centennial Academy Attendance Initiative	<ul style="list-style-type: none">• Humanizing the data (Hot List)• Attendance Team Meeting on 11/14/22• Attendance Letters with Retention language• Tracking Daily Attendance in Leadership Notebooks<ul style="list-style-type: none">• School-wide Incentive Programs• Robocalls when scholars are absent• Phone calls from teachers, SW, and Attendance Specialist
CPA Attendance Initiative	<ul style="list-style-type: none">• Tracking Daily Attendance in Leadership Notebooks (K-5)<ul style="list-style-type: none">• School-wide Incentive Programs• Personalized Phone Calls from Attendance Specialist• PLS will monitor the CPA scholars and work directly with the Community Manager - weekly touchpoints/monthly data reports
Transitional Attendance Initiative	<ul style="list-style-type: none">• Tracking Daily Attendance in Leadership Notebooks<ul style="list-style-type: none">• School-wide Incentive Programs• Personalized Phone calls from the SW• Provide families with coming-to-school resources (gas cards, etc)

DISCIPLINE

2022-2023 Goal: Tracking Only

Grade Level	# Major Referrals October	# Major Referrals YTD
K	0	0
1st	2	5
2nd	4	10
3rd	7	18
4th	21	39
5th	9	14
6th	17	32
7th	25	42
8th	3	7
Total	78	167

- **Substitute in 4th**
- **Strategic Renorming as a team**
- **Progressive Discipline**

LEADERSHIP

2022-2023 Goal: 100% scholars serving as leaders

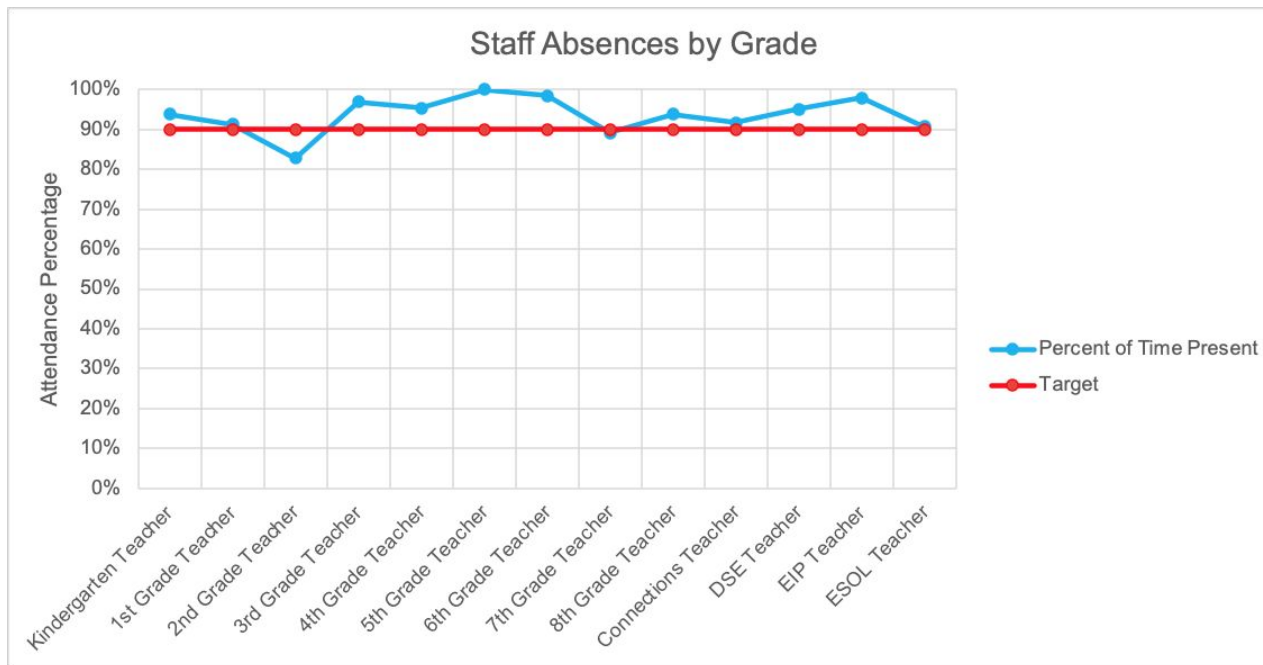
OCTOBER		
Grade Level	# Scholars	% Scholars
Kindergarten	99 / 99	100%
1st Grade	97 / 100	97%
2nd Grade	44 / 87	51%
3rd Grade	86 / 86	100%
4th Grade	81 / 98	83%
5th Grade	31 / 89	35%
6th Grade	20 / 102	20%
7th Grade	19 / 86	22%
8th Grade	25 / 64	39%
Total	502 / 809	62%

Leadership Opportunities
Sports, New Student Helper, Squads, Clubs, Class/School Job, Representative, School Presenter



STAFF - Attendance

2022-2023 Goal: 90% Present



Aug	Sep	Oct	Nov	Dec	Jan	Feb	Mar	Apr	May
96%	95%	94%							

STAFF - Attendance

September COVID Absences

COVID Absence Reason	# Staff Members	# Days Absent
Positive COVID-19	1	4
Close Contact	0	0
Childcare	0	0
Symptomatic	0	0

PARENTS

2022-2023 Goal: 90% Parent-Teacher Conference Participation

YTD Actual Conferences
50% participation

Parent-Teacher Conferences	
8/26	134
9/23	200
10/18	96

Parent University Attendance	
7/28	263
9/13	21

Aug	Sep	Oct	Nov	Dec	Jan	Feb	Mar	Apr
17%	42%	50%						



Governing Board Online Dashboard

<https://public.tableau.com/app/profile/centennial.academy>

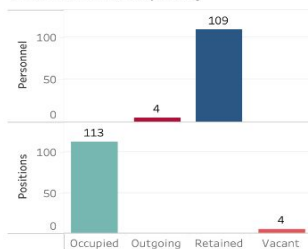
Governing Board Dashboard

School Culture: Attendance

The percentage of students who are absent less than 10% of enrolled days. Students with less than 30 days membership do not count against.



Professional Capacity



Academic Excellence: iReady

