

# Centennial Academy Academic Accountability Committee Report

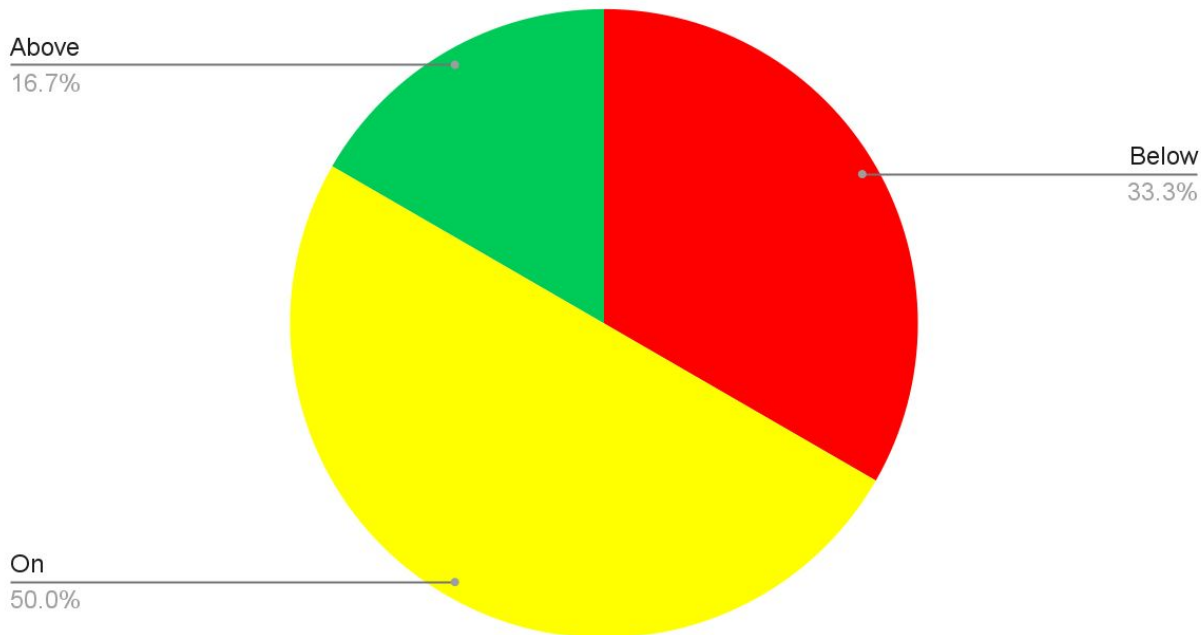
October 25, 2021



# ACADEMICS - DRA Results (ELA)

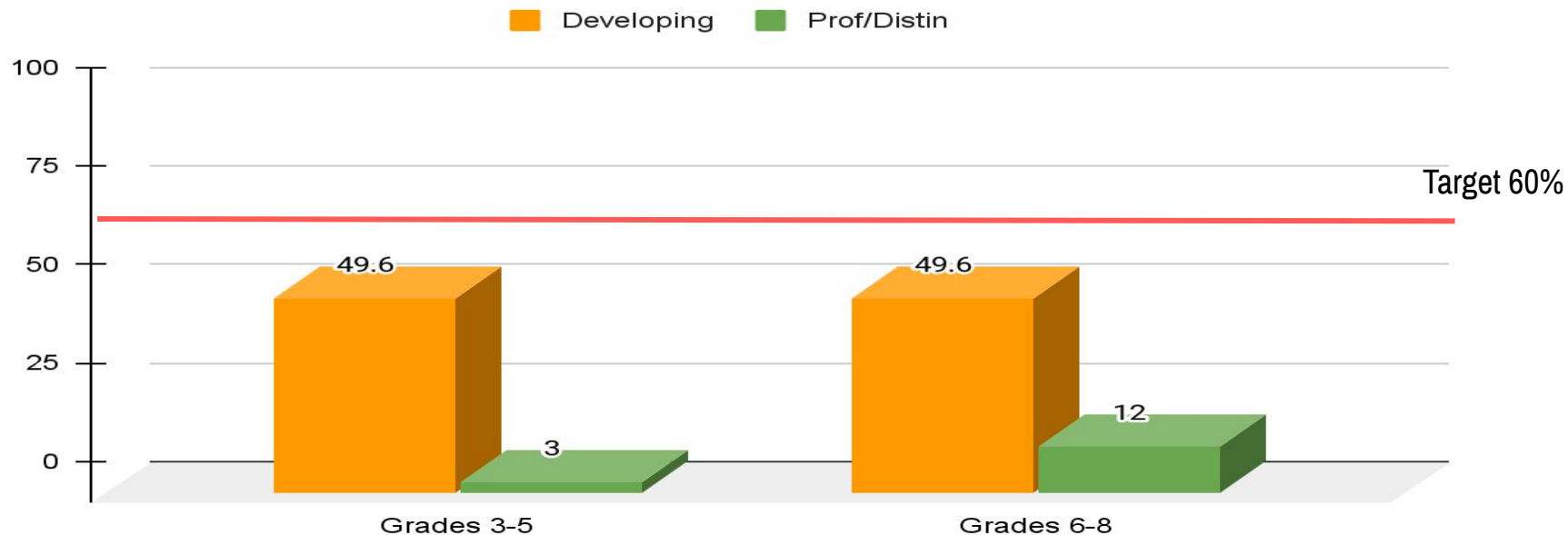
2021-2022 Goal: 60% Distinguished & Proficient

## K-2 Overall Data DRA



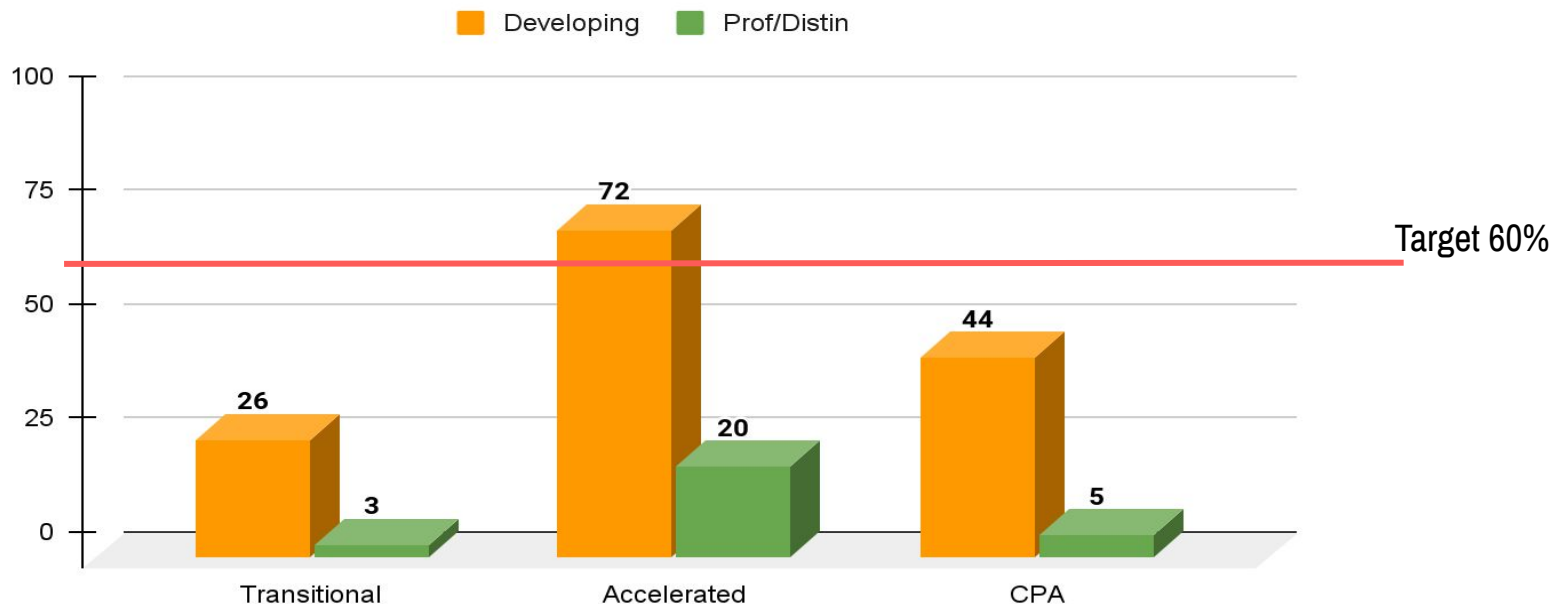
# ACADEMICS - DRC Beacon (ELA)

2021-2022 Goal: 60% Distinguished & Proficient



# ACADEMICS - DRC Beacon (ELA - Subgroups)

## 2021-2022 Goal: 60% Distinguished & Proficient



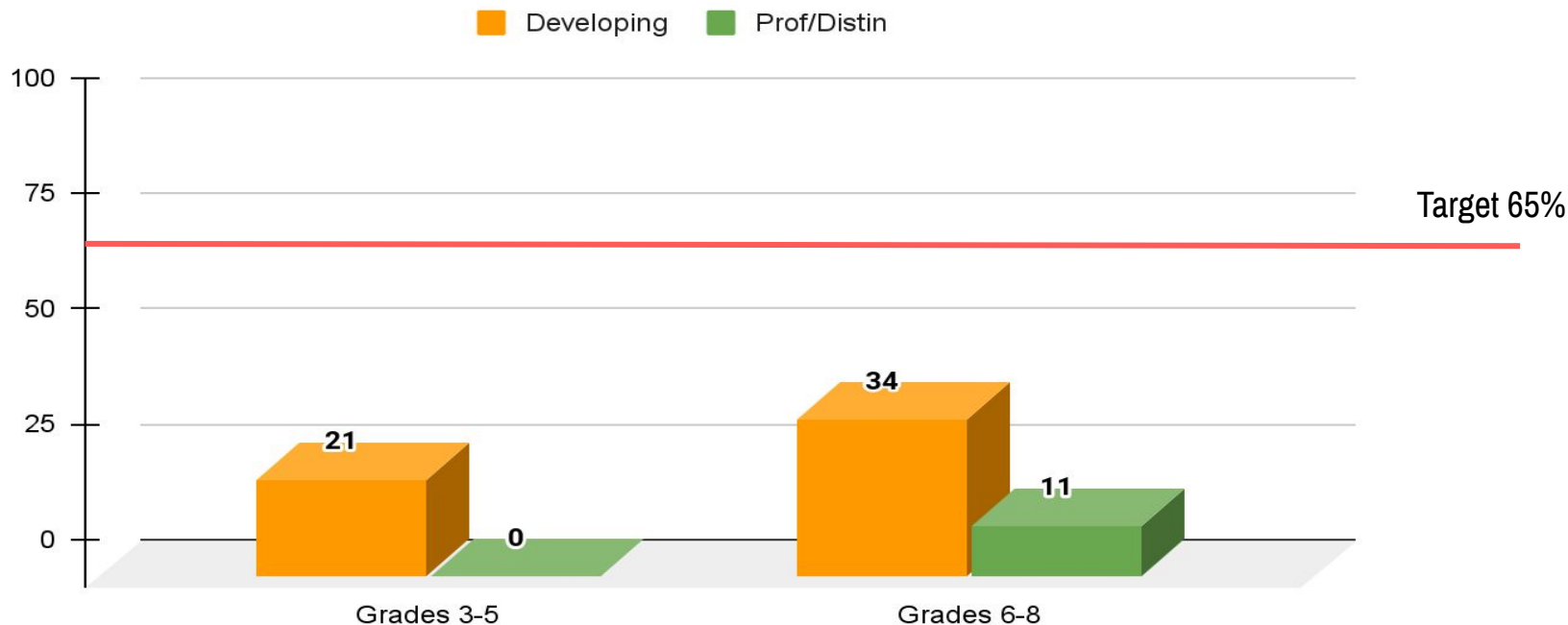
# ACADEMICS - DRC Beacon (ELA)

## Strategies to Increase Scholar Proficiency

- Beyond the Bell
- WIN Block
- iReady
  - Personalized Learning Pathways
  - Teacher Professional Development
- EL Curriculum Adoption
  - K-2 Skills Block
  - 6-8 Full Adoption
- Focus on Small Group Instruction & Differentiation
- Rollins Partnership - Intervention Training
- Saturday Academy
- GA Tech - Horizons Partnership
- Coaching Cycles

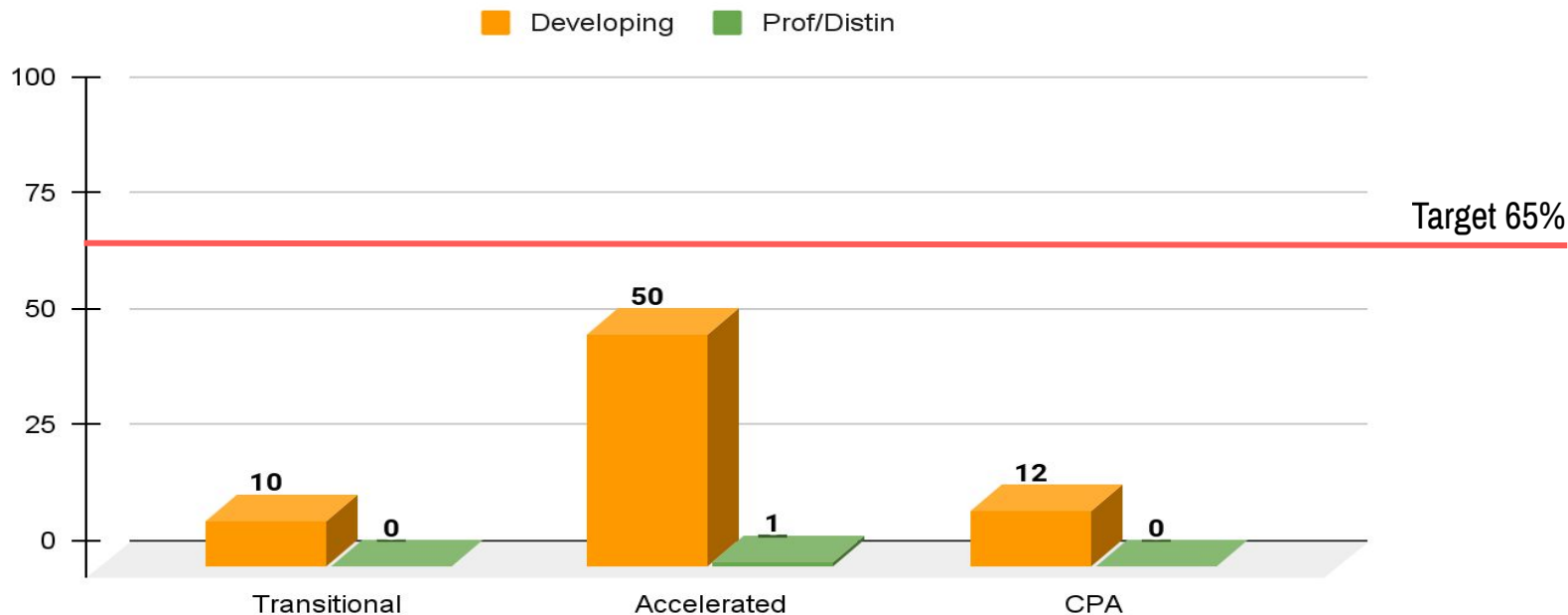
# ACADEMICS - DRC Beacon (Math)

2021-2022 Goal: 65% Distinguished & Proficient



# ACADEMICS - DRC Beacon (Math - Subgroups)

## 2021-2022 Goal: 65% Distinguished & Proficient



# **ACADEMICS - DRC Beacon (Math)**

## **Strategies to Increase Scholar Proficiency**

- Beyond the Bell
- WIN Block
- iReady
  - Personalized Learning Pathways
  - Teacher Professional Development
- Eureka Math
  - Increased Professional Development for Teachers
- Focus on Small Group Instruction & Differentiation
- Saturday Academy
- GA Tech - Horizons Partnership
- Coaching Cycles



# ATTENDANCE

2021-2022 Goal: 90% scholars attend 90% enrolled days

Centennial Academy Current Status:	65% of Centennial Academy scholars attended 90% of enrolled days (268 out of 760 CA scholars missed 4 or more days of school)  <i>*According to APS Viz, Centennial Academy's ADA Attendance Rate is 91% (the District's ADA Attendance Rate is 89.5%) and 71.7% of scholars are meeting CCRPI Criteria.</i>
CPA Current Status:	59% of CPA scholars attended 90% of enrolled days (74 out of 180 CPA scholars missed 4 or more days of school)
Transitional Current Status:	40% of transitional scholars attended 90% of enrolled days (37 out of 62 transitional scholars missed 4 or more days of school)
COVID Impact	Positive Cases: 16 Close Contacts: 39

Aug	Sep	Oct	Nov	Dec	Jan	Feb	Mar	Apr	May
67%	65%								

# ATTENDANCE - Mitigation Strategies

<b>Centennial Academy Attendance Initiative</b>	<ul style="list-style-type: none"><li>• Tracking Daily Attendance in Leadership Notebooks</li><li>• School wide Incentive Programs</li><li>• Classroom Attendance Challenges</li><li>• Robocalls when scholars are absent</li></ul>
<b>CPA Current Status Attendance Initiative</b>	<ul style="list-style-type: none"><li>• Tracking Daily Attendance in Leadership Notebooks</li><li>• School wide Incentive Programs</li><li>• Personalized Phone Calls from Ms. Meadows</li><li>• PLS will monitor the CPA scholars and work directly with the new Community Manager</li></ul>
<b>Transitional Current Initiative</b>	<ul style="list-style-type: none"><li>• Tracking Daily Attendance in Leadership Notebooks</li><li>• School wide Incentive Programs</li><li>• Personalized Phone calls from the Social Worker and the Counselors</li></ul>

# LEADERSHIP

2021-2022 Goal: 100% scholars serving as leaders

## August Leadership Data

Grade Level	# Scholars	% Scholars	Leadership Opportunities
Kindergarten	38/92	41%	Classroom Greeter, New Student Helper, Hand Sanitizer Monitor, Chromebook Cart Monitor, Student Ambassadors
1st Grade	30/74	40%	Classroom Greeter, New Student Helper, Hand Sanitizer Monitor, Chromebook Cart Monitor, Student Ambassadors
2nd Grade	35/84	41%	Classroom Greeter, New Student Helper, Hand Sanitizer Monitor, Chromebook Cart Monitor, Student Ambassadors
3rd Grade	60/106	56%	Convocation Speaker, Classroom Greeter, New Student Helper, Red Lunch Bag Carrier, Hand Sanitizer Monitor, Chromebook Cart Monitor, Student Ambassadors
4th Grade	37/78	47%	Classroom Greeter, New Student Helper, Red Bag Carrier, Hand Sanitizer Monitor, Chromebook Cart Monitor, Student Ambassadors
5th Grade	56/104	53%	Classroom Greeter, New Student Helper, Red Bag Carrier, Chromebook Cart Monitor, Student Ambassadors
6th Grade	30/80	37%	Flag Football, Cheerleading, New Student Helper, Red Lunch Bag Carrier, Student Ambassadors, cheerleading, flag football
7th Grade	39/68	57%	Flag Football, Cheerleading, New Student Helper, Red Lunch Bag Carrier, Student Ambassadors, cheerleading, flag football
8th Grade	38/75	50%	Flag Football, Cheerleading, Convocation Speaker, New Student Helper, Red Lunch Bag Carrier, Student Ambassadors, cheerleading, flag football
<b>TOTAL</b>	<b>363/761</b>	<b>47%</b>	

# DISCIPLINE

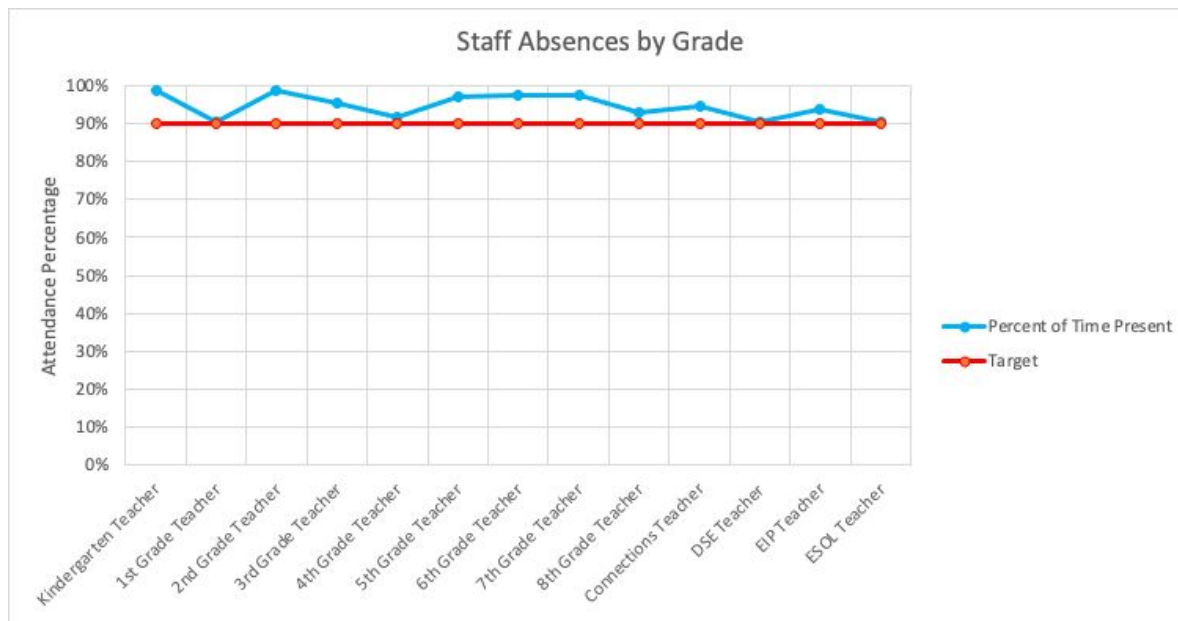
2021-2022 Goal: Reduce referrals by 20% to 496

September Discipline Data		
Grade Level	Number of Referrals 2019	Number of Referrals 2021
Kindergarten	13	3
1st Grade	0	0
2nd Grade	5	3
3rd Grade	7	3
4th Grade	4	0
5th Grade	25	3
6th Grade	10	3
7th Grade	2	5
8th Grade	6	10
<b>September Month Total</b>	<b>72</b>	<b>30</b>

YTD Total
38

# STAFF - Attendance

2021-2022 Goal: 90% Present



Aug	Sep	Oct	Nov	Dec	Jan	Feb	Mar	Apr	May
94%	95%								

# STAFF - Attendance

## September COVID Absences

COVID Absence Reason	Total Number of Staff Members	Number of Days Absent
Positive COVID-19	2	24
Close Contact	1	2
Childcare	1	2
Symptomatic	1	3

# PARENTS

2021-2022 Goal: 85% participation in formal Parent-Teacher Conference

YTD Actual Conferences
33% participation

Parent-Teacher Conferences	
9/28	251
10/26	
1/25	
3/22	
4/26	

Parent University Attendance	
9/1	18
9/8	167
9/15	32
9/29	15

Sep	Oct	Nov	Dec	Jan	Feb	Mar	Apr	May
33%								