

School Leaders Report

January 9, 2024



BES Glows



Our Pursuits: Where We Are Today

52%

Teachers believe when leaders commit to a priority, they follow through.

83%

Teachers believe when leaders commit to a priority, they follow through.

Source: Insight Survey Data from Fall 22-23, Fall 23-24



Our Pursuits: Where We Are Today

38%

Teachers believe they have the opportunity to provide input on key school decisions that affect them.

70%

Teachers believe they have the opportunity to provide input on key school decisions that affect them.

Source: Insight Survey Data from Fall 22-23, Fall 23-24

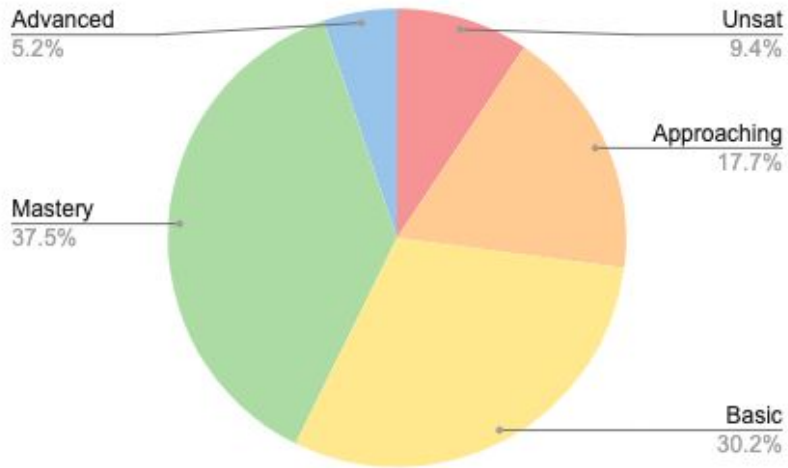


ELA Win: Bookolage

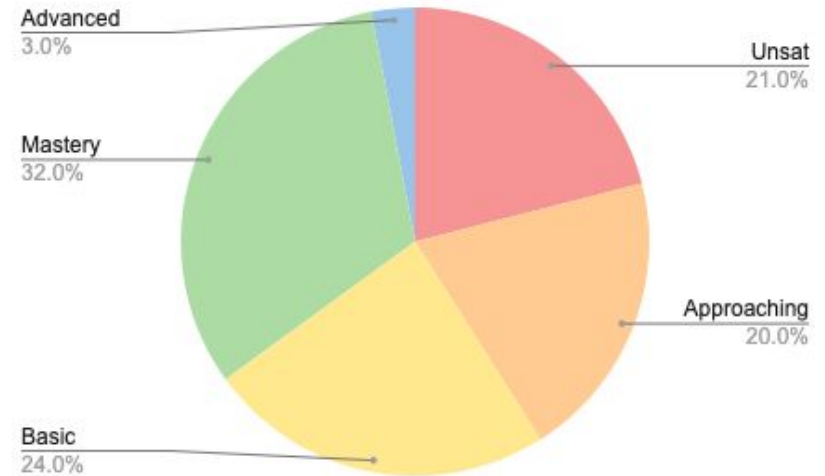
27, 278, 644 words



Math Benchmarks



3rd Grade - 73% of students scoring basic or above



4th Grade - 59% of students scoring basic or above



Check in on EOY Growth Goal

	K	1st	2nd	3rd	4th	BES Wide
Math	45%	62%	72%	74%	76%	66%
ELA	78%	55%	73%	71%	65%	68%
Percentages of students making typical/aggressive growth						



"As I wrap up the week, I wanted to send you some gratitude. I started my career as a teacher and have been working in education for 20 years. Your jobs are SO hard. And, I can literally feel the magic of the work you're doing in my life every single day. As you know, [my kid] is a joyful and animated kiddo. For the first three years of her school life, she was happy in school. Happy to go to school each day, loved her friends, worked hard to do what was asked of her (mostly).

And when I would pick her up from school, I would get mostly get "I don't want to talk about school." Sometimes I would get stories of what someone did wrong in class or a consequence she got. If I was lucky, I would get a tiny nugget of something she learned that day.

Since being with you, my afternoons sound very different. [She] cannot wait to tell me about her day. She is literally BURSTING with excitement to teach me new things and tell me what she's learned. I've had to set a time limit on how long she can share before her sister gets a turn because she wants to mostly give me a play by play of her entire day. One day she talked for 20 minutes UNINTERRUPTED.

You have been able to light a fire in a kiddo who was ready for it. Thank you."



BES Grows





Foundational Skills Focus: 2nd Grade

Targeted small group instruction
using student data



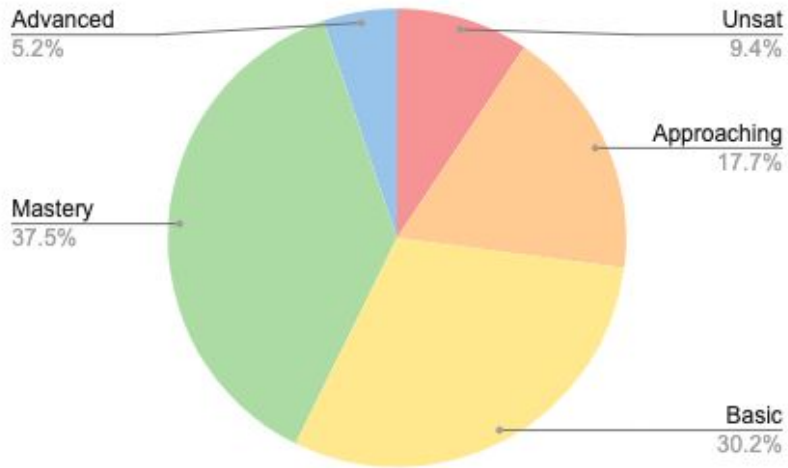


ELA Focus: 3rd & 4th Grade

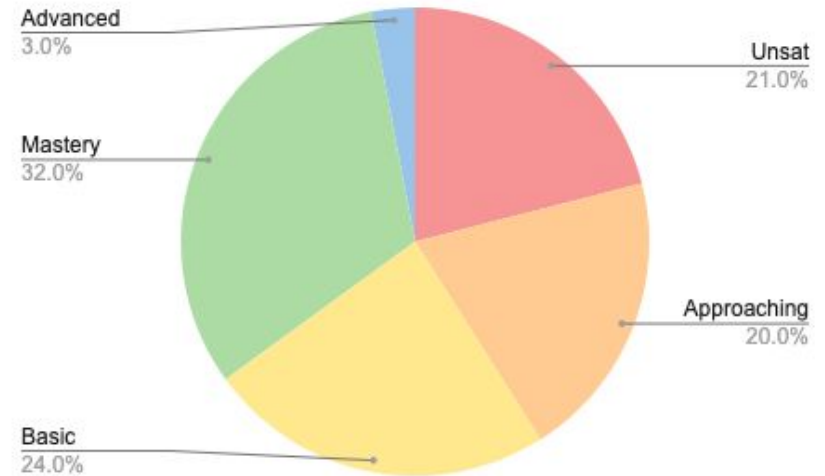
Strengthen Tier 1 instruction using
student data & individual goals



Math Benchmarks



3rd Grade - 73% of students scoring basic or above



4th Grade - 59% of students scoring basic or above



BMS Glows

On nationally normed Insight survey:

- Over 90% of staff intend to return next year, and over 60% plan to stay at least 5 years
- 74% of teachers say leaders value their feedback.
- 74% say leaders articulate a clear, overarching vision that drives priorities, goals, and decision making within the school (no disagrees)
- 84% say our school is fun and joyful (no disagrees)
- 84% say leaders promote a safe and productive learning environment (no disagrees)
- 84% say our students can meet the demands of the grade level standards
- 96% say someone at my school is committed to improving my instructional practice



BMS Glows

On the Insight Survey, BMS outperformed the city in the following categories:

- Leadership
- Learning Environment
- Professional Development
- DEI
- Academic Opportunity
- Instructional Planning for Student Growth
- Hiring Process
- Observation and Feedback



BMS Glows

Successes in priorities:

- Improved family-home communication procedures (binders, weekly emails, newsletters) as shown in survey data compared to last year
- 9 community events in the first semester
- We are making progress toward our goal that 80% of students will achieve typical to aggressive growth in reading and math

On average, of students in fifth through eighth grade...

63% are making aggressive/typical growth in Math

69% are making aggressive/typical growth in EL



Percentage of students making typical to aggressive growth in each grade and content:

	5th	6th	7th	8th	
Math	38%	56%	78%	78%	63%
ELA	65%	63%	73%	75%	69%

SPED	5th	6th	7th	8th
Math	27%	70%	92%	93%
ELA	54%	82%	68%	66%



Fall Benchmark Data

Math: Fall Benchmark data has 6th and 7th grade averaging at a “Basic” compared to “Approaching Basic” on the LEAP.

Social Studies: Fall benchmark data has all grades averaging a “Basic” or “Mastery”

ELA: Fall benchmark data has all grades averaging a “Basic”

Science: Fall benchmark data has all grades averaging a “Basic” or “Mastery”

Responsive plans are in place.



BMS Grows

- SEL curriculum implementation
 - A strong social emotional learning education can mitigate misbehaviors. We have not yet fully implemented this curriculum despite it being a priority.
 - 5th and 6th grades are doing this well.
 - Teachers brainstormed solutions on 1/8
- Math achievement
 - Disproportionate number of “Tier 3” students
 - We are focusing on strong curriculum internalization and implementation in general education classrooms



Bricolage Glows

- Demand for seats
- Staff retention
- Student/family retention
 - through 6th grade
- Public interest, recognition & praise
- Fundraising



10 Year Celebration

- 60 individuals joined us on November 14th to celebrate 10 years of growth and honor our dear friend Alan Philipson.
- The humble event was attended by school board officials, current and prospective philanthropic partners and the Philipson family.
- The video featured at the event will live permanently on our website and be shared via email in our late January e-community Newsletter.
- Bricolage raised over 14K in support of the 10 year celebration. This does not include grant applications that were pending during the event.
- Our goal to re-engage our philanthropic partners and introduce the current school model was fulfilled.
- Next Steps:
 - Engage with individuals and groups who could not attend the event.
 - Big community event in the spring.



Fundraising Report

Fundraising Goal	\$ 450,000
Foundation	\$ 253,000
Giving Tuesday	\$ 2,500
<u>10 Year Celebration Event</u>	<u>\$ 14,500</u>
<u>Total Raised</u>	<u>\$ 270,000</u>
Gap to Goal	\$ 130,000
Outstanding Proposals	\$ 40,000
Q1 Proposals	\$ 20,000



Bricolage Grows

- Funding
- Facilities
- Long-term, strategic, planning
- Narrative telling

